

# **RG-RSR10-02E**

**V1.26**

**2022-06-30**

copyright © 2022



•

•

---

•

RG-RSR10-02E

**1**

RSR10-02E

RSR10-02E SIC SLOT2 ( )  
 [A/B/C/E] SIC2 A,B,C,E 4

	RSR10-02E
	1 Console 1 AUX 1 USB 1 SD 1 FUNC 8 10/100M 2 .
SIC	2 2 SIC
	RISC
BOOT ROM	2MB
NAND FLASH	128MB
DDR II	512MB
(W H D)	288mm *44mm *204mm(W H D)
	AC100 240V 50~60Hz
	15.7W
	0 45
	-40 70
	10 95%RH

■

2 SIC 2 E1 2 ISDN U S/T 2 16 2 3G  
 8 2 1 Z



POWER



RSR10-02E            8    10/100M

	IEEE Std 802.3 2008
	8
	10Base-

1-3 2-6

RJ45			RJ45		
1	TX+		1	TX+	
2	TX-		2	TX-	
3	RX+		3	RX+	
6	RX-		6	RX-	



2GE

GE

1000M LinkUp

1000M link up

10M/100M LinkUp

10M/100M link up

RSR10-02E

2

10/100/1000Mbps

RJ45

	2 10/100/1000Base-T/1000Base-TX;
	IEEE Std 802.3 2008

2GE

10/100/1000BASE-T

5

UTP

STP

100m

RJ45

PC.

HUB

LAN Switch

RJ45

1-3

2-6

PC

PC,

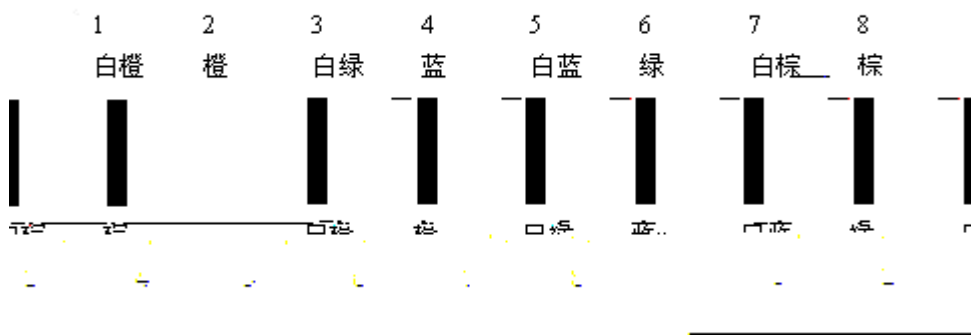
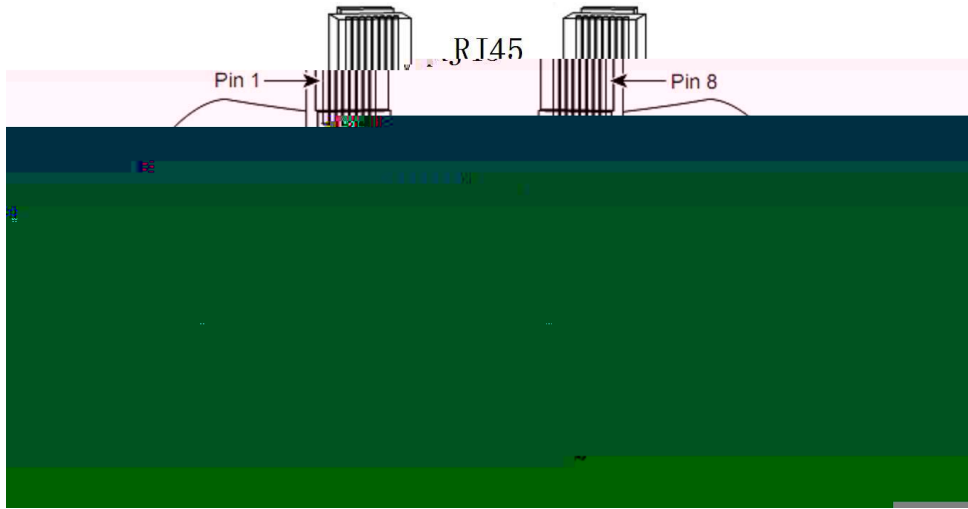
MDI/MIDX

RSR10-02E

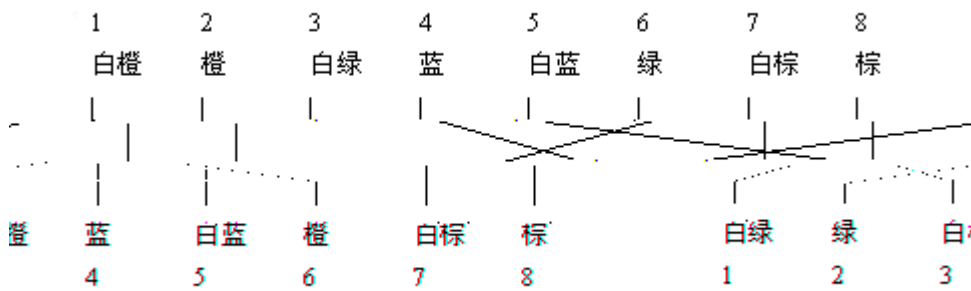
MDI/MIDX.

RJ45

1 8



1-3 2-6



### 1.2.4 USB



SD

RGOS

"

"

SD

---

SDHC /kingston/4GB/class\_4

### 1.2.6 FUNC



FUNC

FUNC

USB

FUNC

SD

USB

■

SD U

FUNC

■

SD U

FUNC

SD U



U

SD U

SD

SD

SD

---

### 1.3 SIC

RSR10-02E

SIC

#### 1.3.1 SIC-1HS

SIC-1HS

SIC-1HS

SIC-1HS B

B

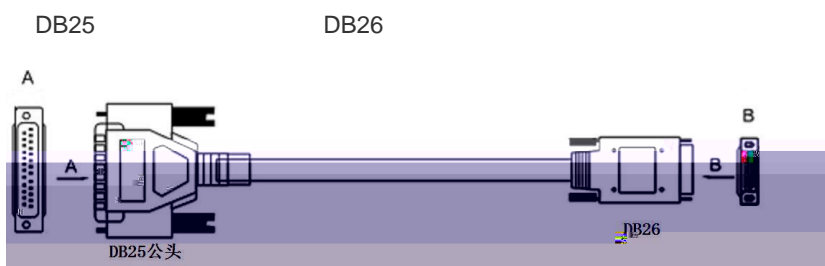
LINK

Ready

Link	
RDY	

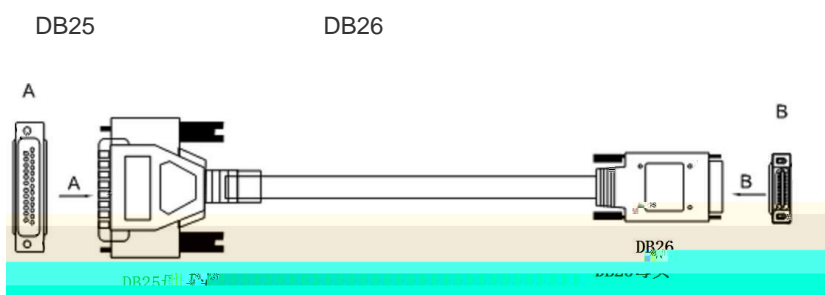
- V.24DTE
- V.24DCE
- V.35DTE
- V.35DCE
- V.35DTE-V.35DCE

### V.24DTE



V.24DTE

### V.24DCE



V.24DCE

### V.35DTE

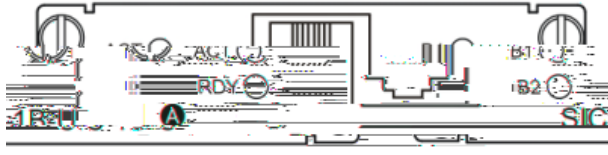
DB34                      DB26

V.35DTE

**V.35DCE**

DB34

DB26



SIC-1B-U A A

1 ISDN S/T U SIC-1B-S/T



SIC-1B-S/T A A

ACT Ready ISDN 2 B1 B2

ACT	U S/T U S/T
RDY	
B1	B1 B1
B2	B2 B2

**ISDN**

■ SIC-1B-U


	1
	RJ45 ( RJ11)
	ITU-T I.430,Q.921,Q.931
	0 45 40 - 70
	10 90
EMC	EMI GB/T 9254.1-2021 ClassA
	EMS GB/T 17618-2015

■ SIC-1B-S/T

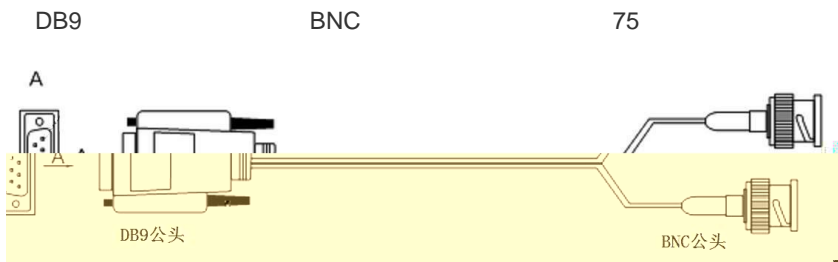
	1
	RJ45

33245914D60P156.27 651148 EN 5 BDC 56.88 631.1 /P A MCID 107Lang (en-US) >BDC 4566.26 683it-IT82.15 15.6 reW\* n1BT1 0 0 1 107Lang (en-US)

	1
	DB9
	ITU-T G.703



DB9M	RJ45	
1	2	RX Ring
2	1	RX Tip
4	4	TX Tip
5	5	TX Ring



### 1.3.4 SIC-8A

SIC SIC-8A

SIC-8A



SIC-8A A

A

1 SCSI DB68 8

1 RDY 8 ACT

ACT	
RDY	

**SIC-8A**

0aW@uG./fJF(7B0FJF(4n(8\*0

	1
	SCSI DB68



1 8

1 8

RJ45( )-DB25( )

RJ45( )-DB25( )

RJ45( )-DB25( )

RJ45( )-DB25( )

RJ45( )-DB9( )

### 1.3.5 SIC-2FXS

SIC SIC-2FXS

SIC-2FXS

SIC-2FXS A A  
IN USE RDY

IN USE	
RDY	

### SIC-2FXS

	2
	RJ45 (

### 1.3.6 SIC-2FXO

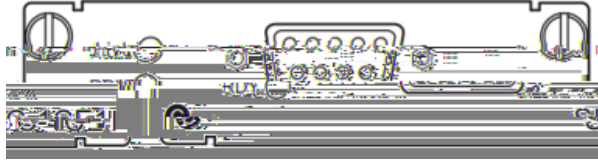
SIC            SIC-2FXO

SIC-2FXO

### 1.3.7 SIC-1CE1

SIC SIC-1CE1

1 E1 SIC-1CE1



SIC-1CE1 C C

Link	
RDY	

### SIC-1CE1

	1
	DB9
	ITU-T G.703
	0 45 40 - 70
	10 90
EMC	EMI GB/T 9254.1-2021 ClassA
	EMS GB/T 17618-2015

3

- DB9 RJ45 120
- DB9 RJ45 120

■

DB9


BNC

75

### 1.3.9 SIC-3G-TD

SIC SIC-3G-TD

SIC-3G-TD



WWAN	
RSSI	
HSDPA	
EDGE	
RDY	

### SIC-3G-TD

	1
	RJ45
	HSDPA 2.8Mbps 384Kbps EDGE 236.8Kbps 236.8Kbps TD-SCDMA( 384Kbps 384Kbps) GPRS( 85.6Kbps 85.6Kbps)
	0 45 40 - 70
	10 90
EMC	EMI GB/T 9254.1-2021 ClassA



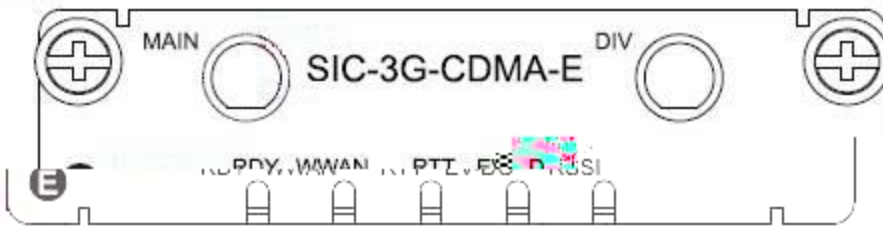


	40 - 70
	10 90
EMC	EMI GB/T 9254.1-2021 ClassA
	EMS GB/T 17618-2015

**1.3.12 SIC-3G-CDMA-E**

SIC SIC-3G-CDMA-E

SIC-3G-CDMA-E



SIC-3G-CDMA-E

E

WWAN	
RSSI	
EV-DO	
RTT	
RDY	

**SIC-3G-CDMA-E**

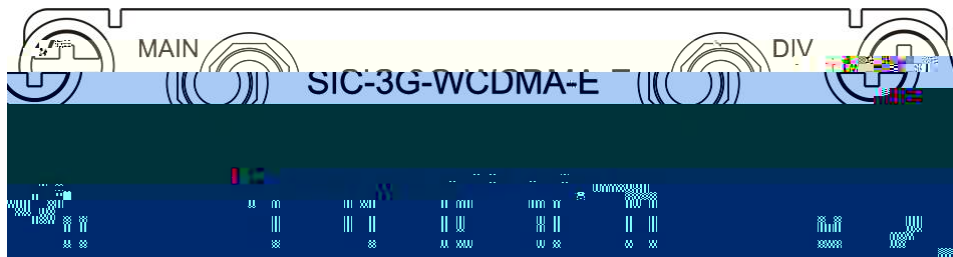
	1
	NA
	NA



	NA												
	NA												
	<table border="1"> <tr> <td>HSDPA</td> <td>7.2Mbps</td> <td>5.76Mbps</td> </tr> <tr> <td>UMTS</td> <td>384Kbps</td> <td>384Kbps</td> </tr> <tr> <td>EDGE</td> <td>236.8Kbps</td> <td>236.8Kbps</td> </tr> <tr> <td>GPRS</td> <td>85.6Kbps</td> <td>85.6Kbps</td> </tr> </table>	HSDPA	7.2Mbps	5.76Mbps	UMTS	384Kbps	384Kbps	EDGE	236.8Kbps	236.8Kbps	GPRS	85.6Kbps	85.6Kbps
HSDPA	7.2Mbps	5.76Mbps											
UMTS	384Kbps	384Kbps											
EDGE	236.8Kbps	236.8Kbps											
GPRS	85.6Kbps	85.6Kbps											
	<table border="1"> <tr> <td>0</td> <td>45</td> </tr> <tr> <td>40</td> <td>- 70</td> </tr> </table>	0	45	40	- 70								
0	45												
40	- 70												
	<table border="1"> <tr> <td>10</td> <td>90</td> </tr> </table>	10	90										
10	90												
EMC	EMI GB/T 9254.1-2021 ClassA												
	EMS GB/T 17618-2015												

SIC SIC-3G-WCDMA-E V2.0X

SIC-3G-WCDMA-E V2.0X




SIC-3G-WCDMA-E E

WWAN		
RSSI		
HSDPA	HSDPA	HSDPA
HSPA+	HSPA+	HSPA+
UMTS	UMTS	UMTS
RDY		

**SIC-3G-WCDMA-E V2.0X**

	NA
	NA
	NA





	LTE-FDD	100 Mbps	50 Mbps
	LTE-TDD	61 Mbps	18 Mbps
	UMTS HSPA+	42 Mbps	5.76 Mbps
	CDMA2000 1xEV-DO		14.7 Mbps 5.4 Mbps
	TD-SCDMA	4.2 Mbps	2.2 Mbps
	EGDE	236.8Kbps	118Kbps
	GPRS	85.6Kbps	85.6Kbps
	0		

- TELNET TELNET
- DHCP Server DHCP Client DHCP Relay TFTP
- VRRP
- PPPOE
- DNS DDNS
- X-MODEM
- NAT/NAT-PT ACL AAA
- IPSEC L2TP PPTP
- MPLS VPN

## 1.4.2

-

- AAA RADIUS
- PPP PAP CHAP callback
- 
- OSPF RIP V2
- NAT
- IPSEC/IKE
- GRE
- VLAN

### 1.4.6

- /
- autocommand autocommand
- telnet autocommand
- 
- tty
- 
- TELNET

### 1.4.7

- X-MODEM ( Windows XP Windows NT UNIX DOS )  
Console
- TFTP
- BOOTROM
- SD

## 2

### 2.1

- 
- 
- 
- 
- 
- 
- 
- 
- 
- 

UPS

---

---

### 2.2

- /
- 
- 
- 
- 
- 

#### 2.2.1 /

RSR10-02E

0 ~



- 

- 

## 2.3

- 

- 

- 

- 

- 

- 

- 

- 

- 



- HUB

### 3

#### 3.1



#### 3.2

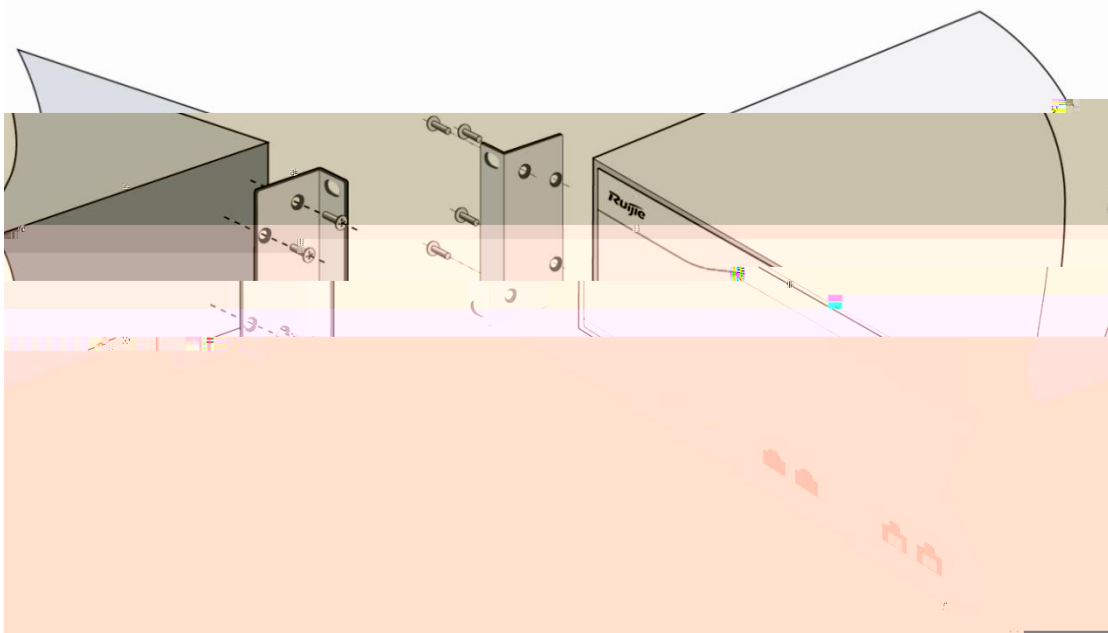
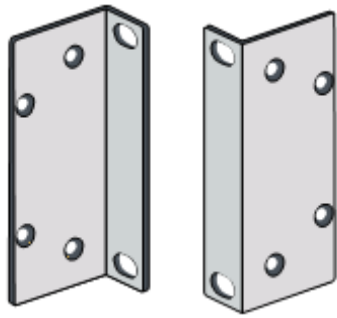
- 
- 
-

### 3.2.1

RSR

19

RSR10-02E



### 3.2.2

19

- 
- 
- 

10cm

### 3.2.3

RSR10-02E

144mm

2

AC: 100~240V 50-60Hz

RSR10-02E

POWER

---



### 3.4

EIA/TIA-232

Console

	RJ-45
	EIA/TIA-232
	9600bps
1	
2	

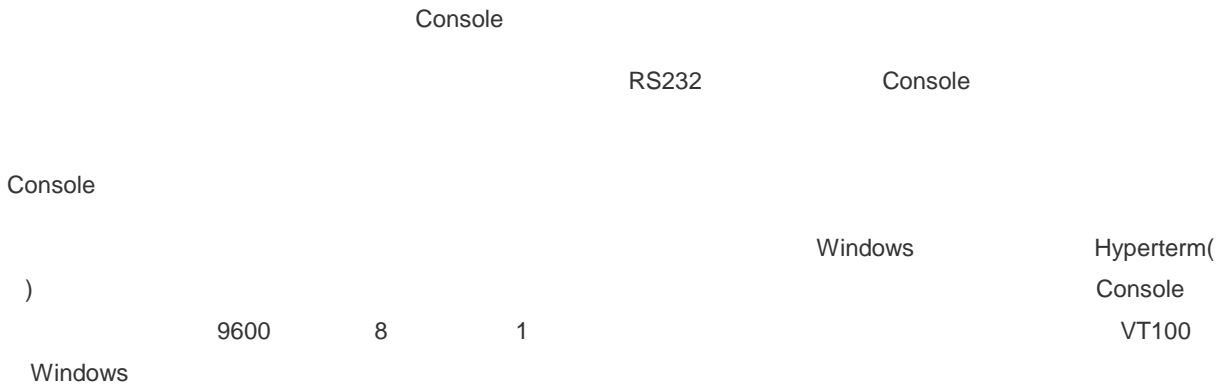




# 4


## 4.1

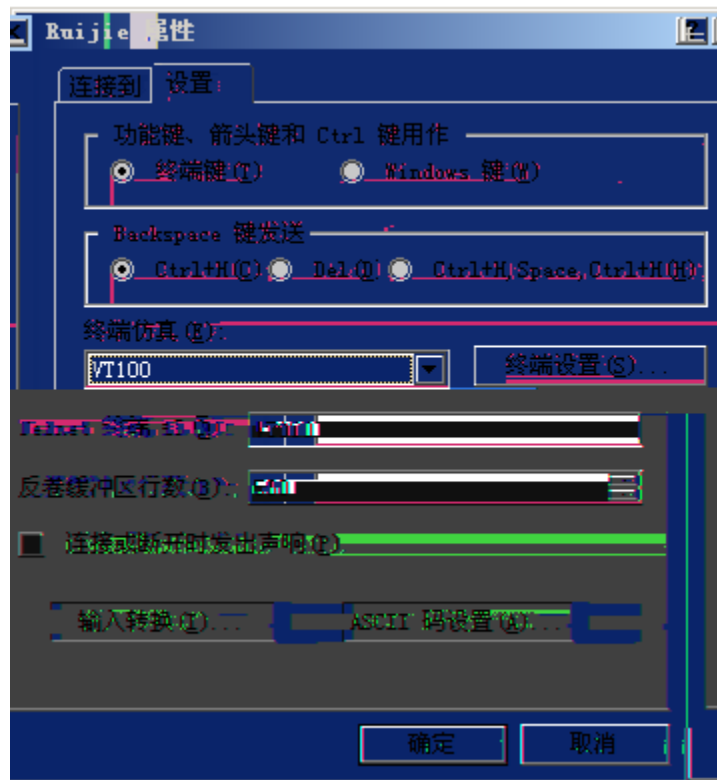
### 4.1.1





Console





## 4.1.2

### 4.1.2.1


- 
- 

### 4.1.2.2

- 
- 

ON

RG-



## 4.2

## 5

### 5.1

RSR10-02E

POWER

- 
- 
- 
- 

---

Status      /POWER

---

### 5.2

- 
- 

1

VT100

9600

8





**6.1.1.2**

1 8

68 pin

		V.35DTE-V.35DCE	SIC-1HS NMX-4HSH
--	--	-----------------	---------------------

### 6.1.3 E1

E1      E1      Modem

#### 6.1.3.1 DB9F      E1/CE1      Modem

5)

6)

7)

	1	2		
SIC-1E1-F		/	BNC	Modem
SIC-1CE1		/	RJ45	

### 6.1.4 CONSOLE

/      CONSOLE      RJ45      DB9F      RJ45  
 RJ45-DB9      PC      DB9M



V-03260034-000	CAB-Rolled/RJ45M-RJ45M/3m	
V-03260060-000	ADAPTER/RJ45F-DB9F	RJ45( )-DB9( )
V-03260061-000	ADAPTER/RJ45F-DB25M	RJ45( )-DB25( )
V-03260062-000	ADAPTER/RJ45F-DB25F	RJ45( )-DB25( )
V-03260035-000	CAB-E1 UNBALANCED/DB9M-2*BNC/75 OHM/3M	
V-03260037-000	CAB-E1 BALANCED/DB9M-RJ45M/120 OHM/3M	
V-03260036-000	CAB-E1 BALANCED/DB9M-RJ45F/120 OHM/3M	

--	--	--

V-03400042-110