






©2000-2013





RGOS[®]10.4 (2b12)

-
-
-

1.

```
[] []  
{ x | y | ... }  
[ x | y | ... ]  
//
```

2.

3.

■

■

■

1 WEB

WEB

IE

WEB

WEB

WEB

WEB

WEB

WEB

IE

2 WEB

2.1

2.1.1

■

WEB

WEB

WEB

PC

IPAD

■

IE

WEB (3) • DRÝWÁ ê4í 0ÁM 4^E@ÁÁ1• „ Lâ & WÂœ,ü5MR•BÀ-a°1•P1.24702

2.3 WEB

IP <http://192.168.1.200>,









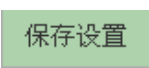
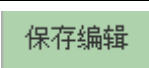
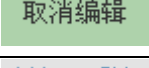









2.4

2.4.1

<>	“ <> ” “ < > ” “ < > ”
[]	“ [] ” “ [] ”
/	“ / ” [/ /] [] [] []

2.4.2

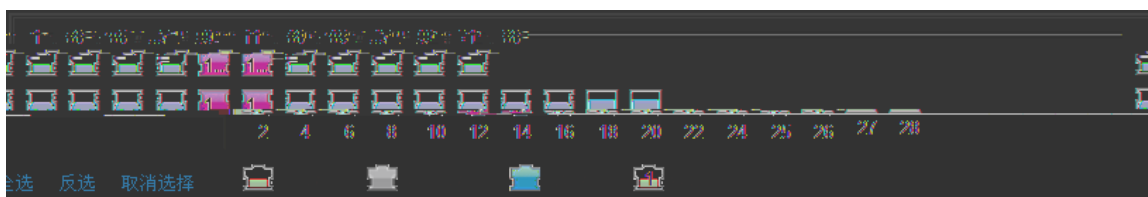
/	
	
	
 已开启	
	“ ”
	
	
	
	Trunk VLAN /VLAN
 保存设置	
 保存编辑	
 取消编辑	
 全选  反选  取消选择	
	
	
	
	

2.4.3

2-3



2-4



2.5

“ ”

2-5

SS2628G-I 硬件版本：1.00 CPU：0.20% 内存：73% 硬盘：10.00% 设备时间：2012-11-7 16:35:27
 软件版本：RG08 设备名称：Ruijie

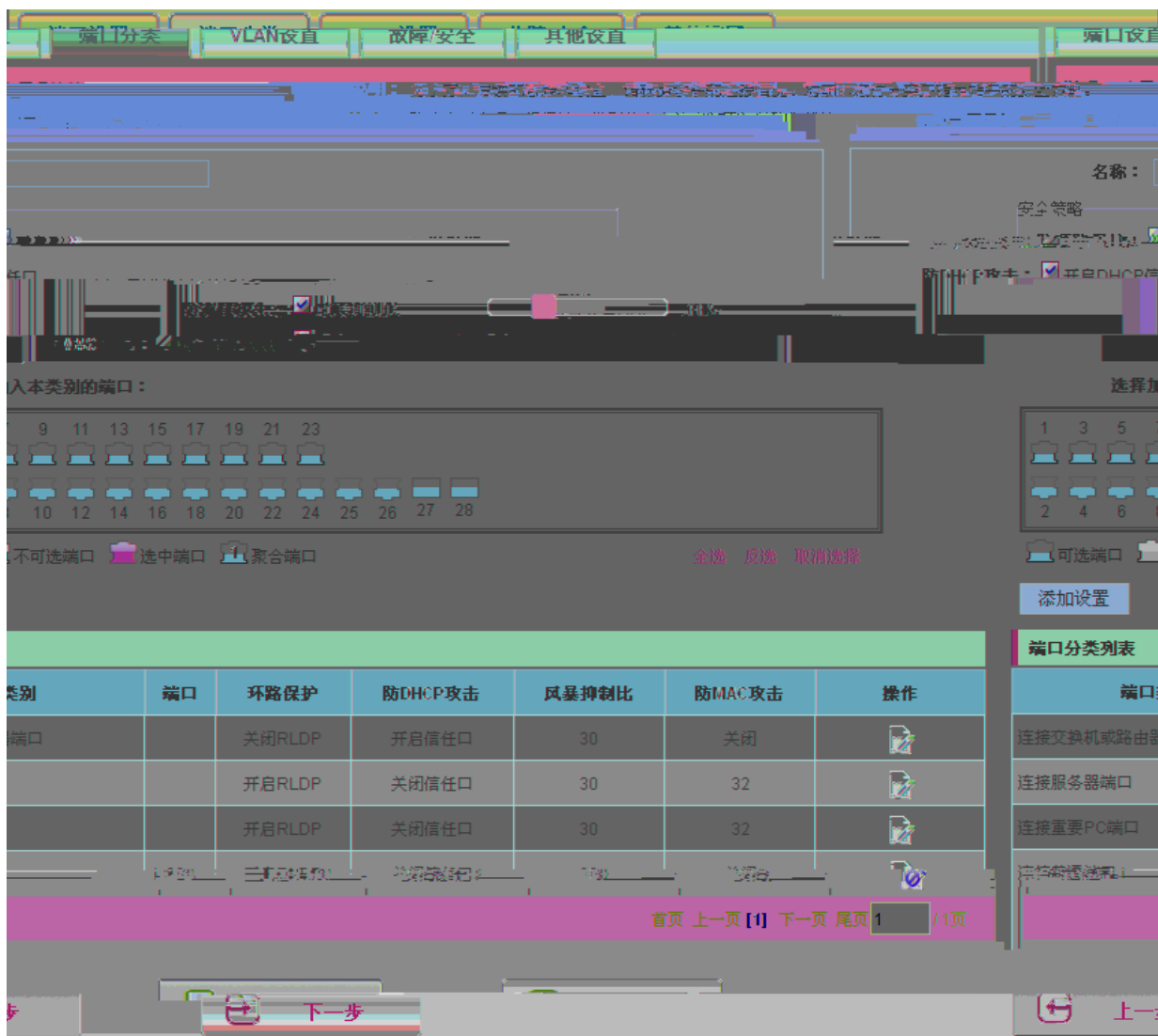
Legend: ■ 已连接 ■ 未连接 ■ 已关闭

Buttons: 端口信息 | 流量走势 | 设备配置

Search: 查询 实时刷新流量

状态	连接状态	trunk口	操作	端口	描述	输入流量(bps)	输出流量(bps)	开启
开启	未连接	否	查看流量走势	2		0K	0K	
开启	未连接	否	查看流量走势	5		0K	0K	
查看流量走势	3	0K	0K	开启	未连接	否	查	
查看流量走势	7	0K	0K	开启	未连接	否	查	
查看流量走势	3	0K	0K	开启	未连接	否	查	
开启	未连接	否	查看流量走势	3		0K	0K	
开启	未连接	否	查看流量走势	10		0K	0K	

Page: 首页 上一页 [1] [2] [3] 下一页 尾页 1 / 3页




VLAN “ VLAN”

2-10VLAN

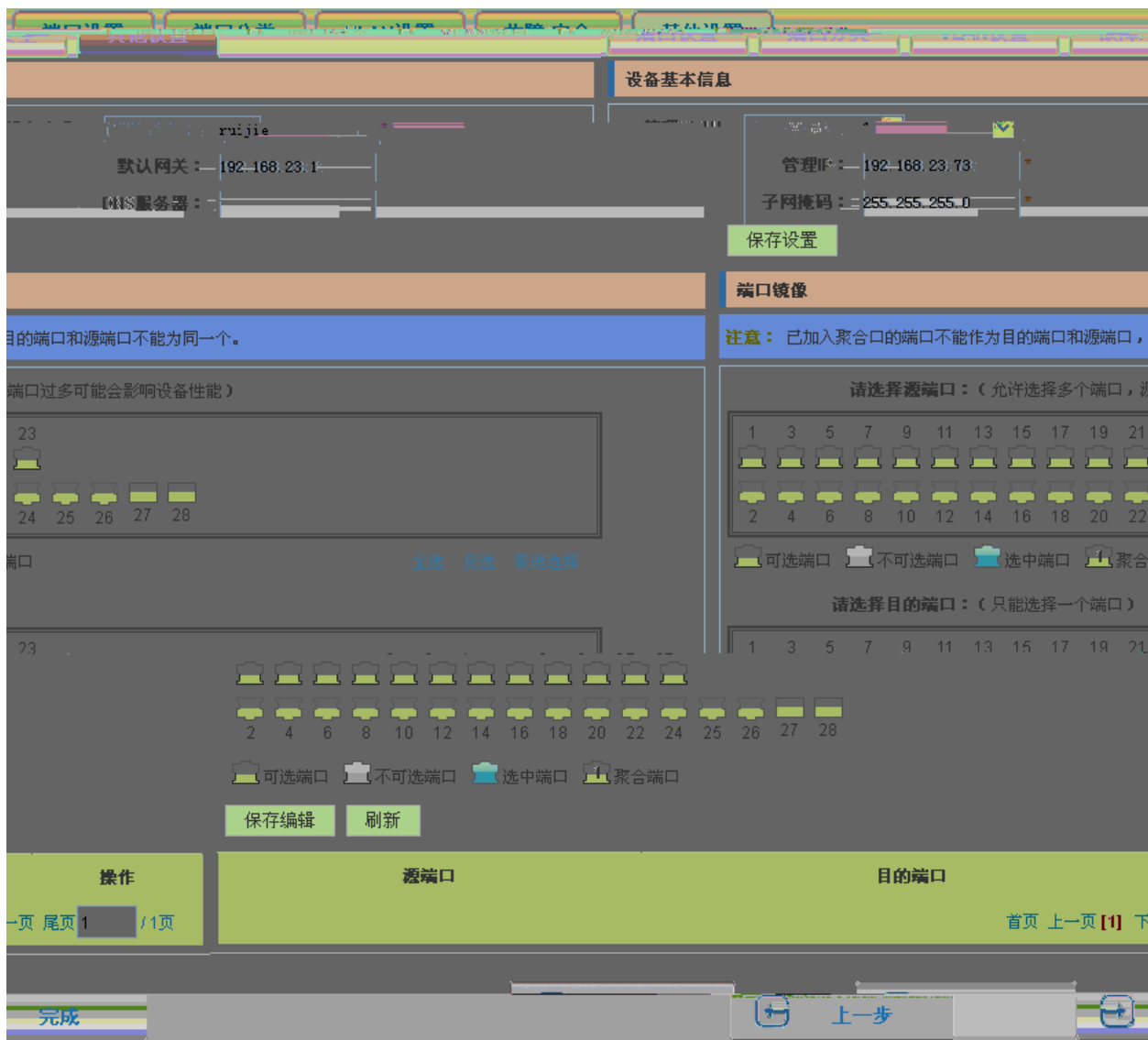


/

2-11 /



2-12




⚡ IP IP < >

2.7

2.7.1


“ ”

2-13



“ ”

“ ”



“ ” “ ”




2.7.2

“ ”

2-15





smartweb

< > “ ”



< >



2.7.4

“ ”

2-17



PC



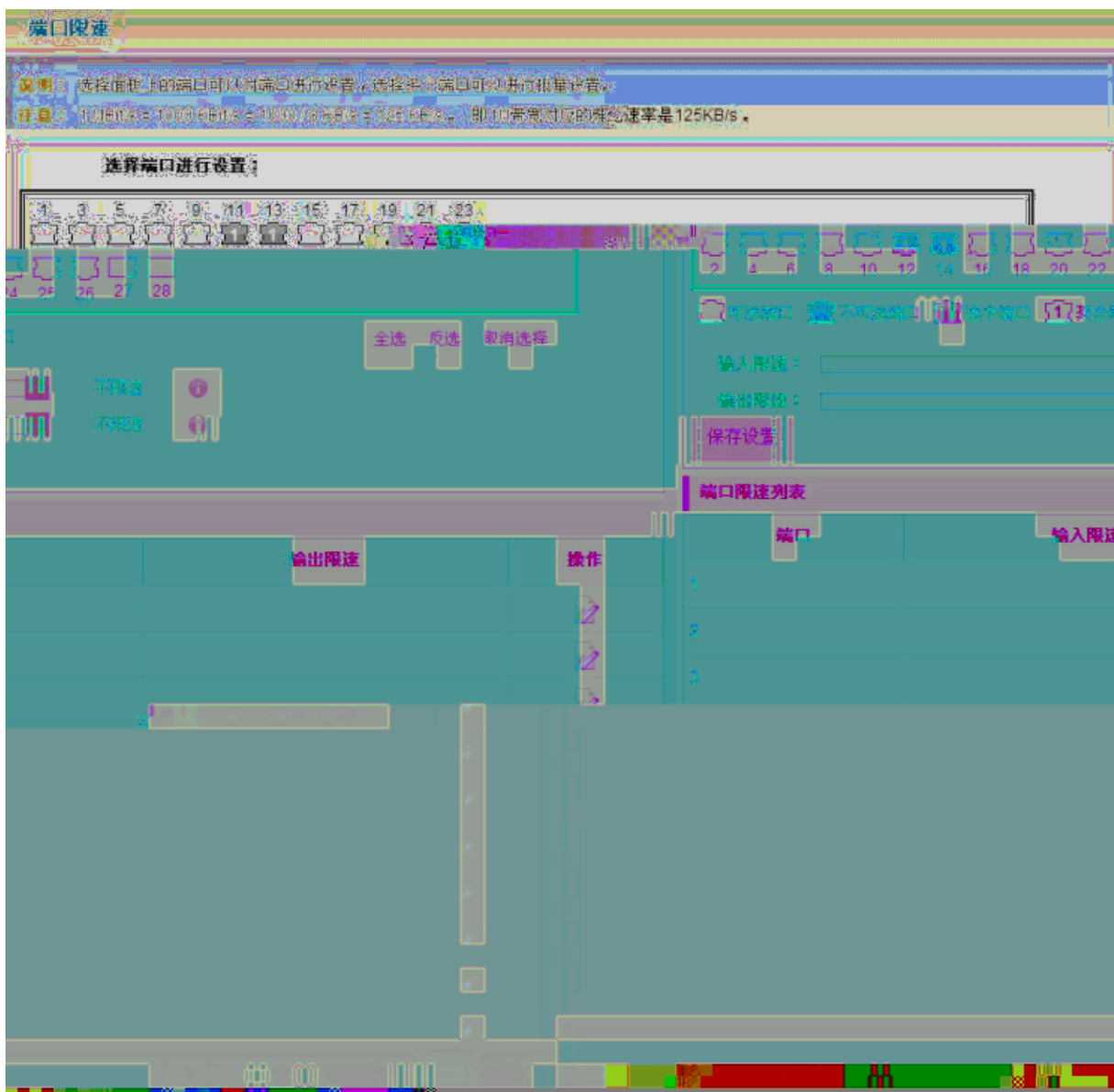
DHCP

MAC

2.7.5

“ ”

2-18



< > “ ”



2.8 VLAN

2.8.1 VLAN

“ VLAN ”

VLAN

“ VLAN

VLAN “ VLAN ” < > “ vlan ” “
 ” VLAN 1 VLAN

VLAN1 VLAN IP IP
 Smartweb

■ Trunk

2-20 Trunk



Trunk Native Vlan VLAN(3-5,8,10) “ ” “ ”
 Trunk Trunk
 Trunk “ Trunk ” < > Trunk
 < > “ ”
 Trunk “ Trunk ” < > “ Trunk ”
 “ ”

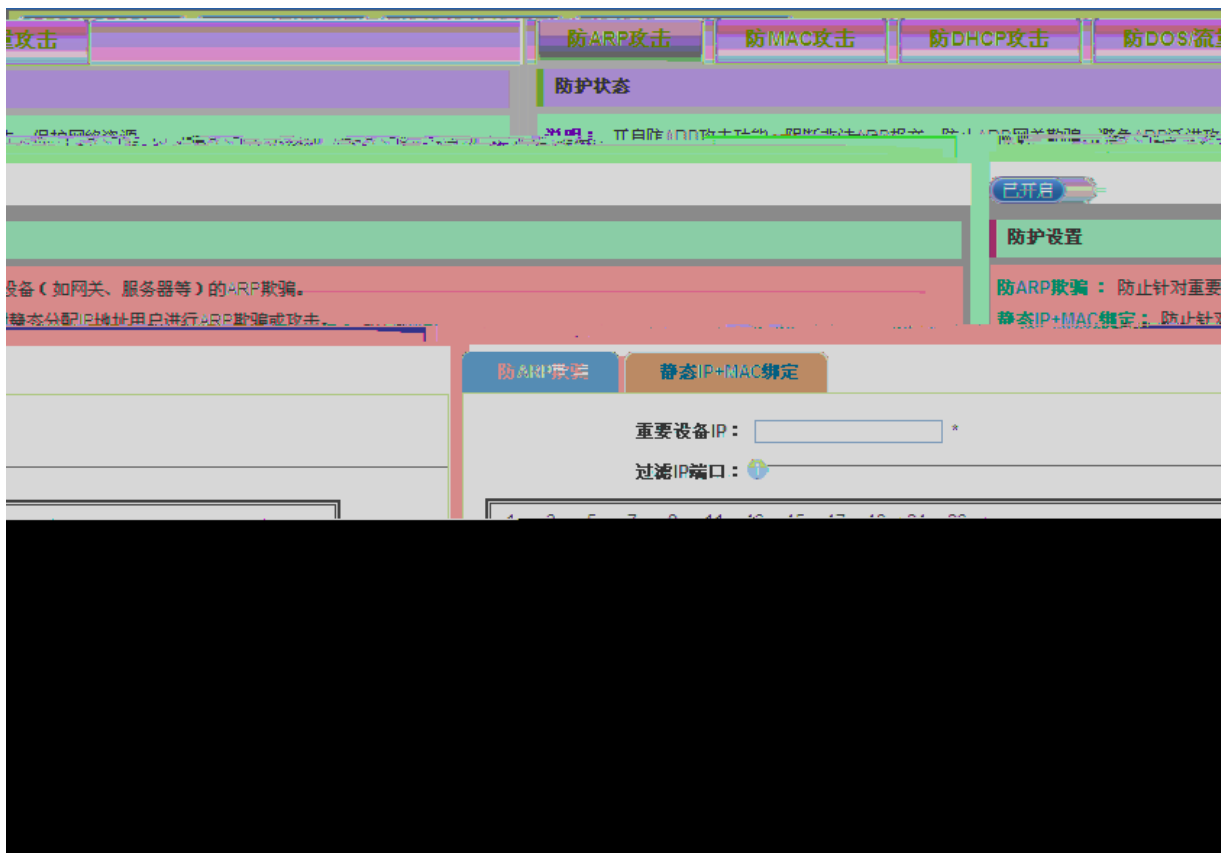
2.9 /

2.9.1

“ ” “ ARP ” “ MAC ” “ DHCP ” “
 DOS/ ”

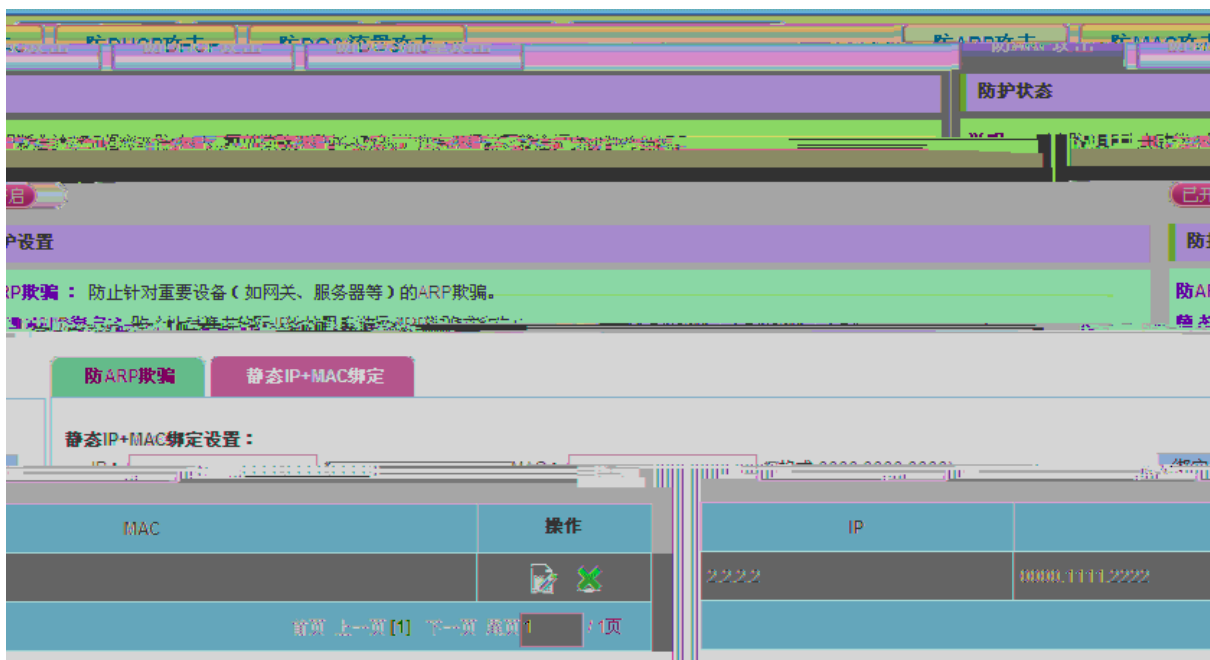
■ ARP

2-21 ARP — ARP



< > ARP “ ARP ” “
 IP+MAC ” ARP
 ARP ARP ARP IP IP
 ARP IP IP IP IP
 < > IP < >
 < > “ IP ”
 IP+MAC

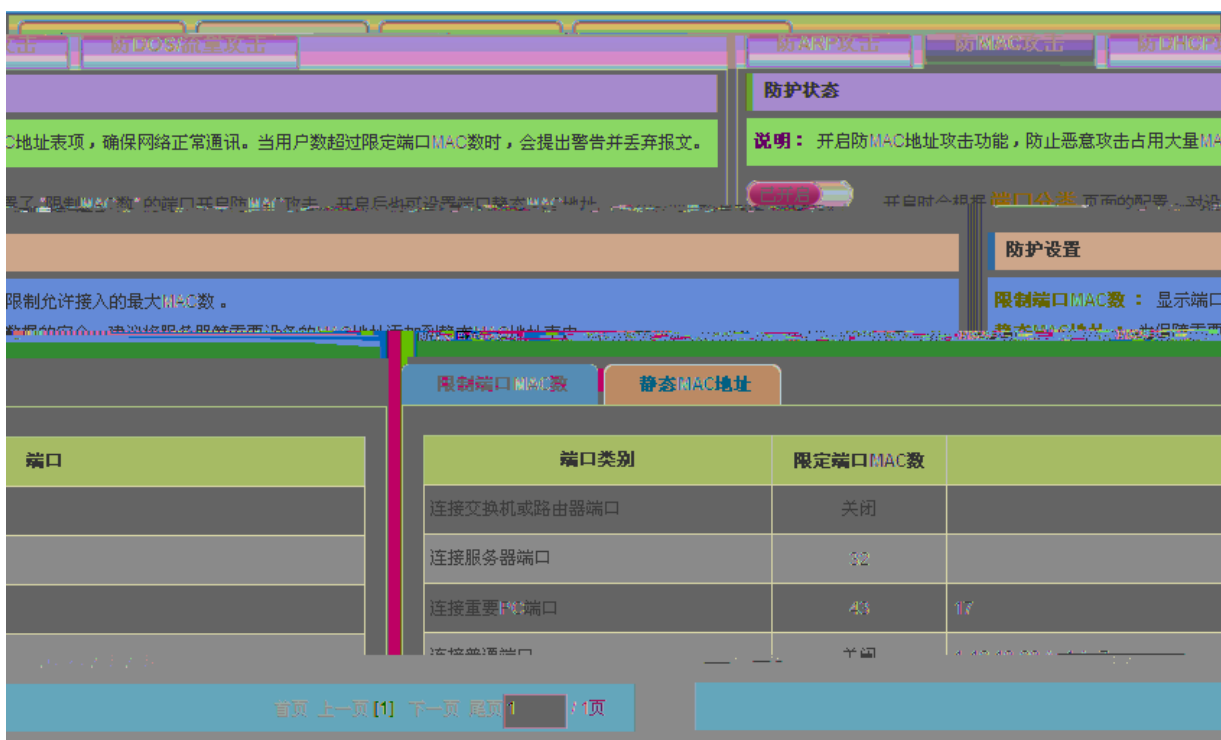
2-22 ARP — IP+MAC



IP	MAC	<	>		
<	>	IP	MAC	<	>
<	>	“	IP+MAC	”	

■ MAC

2-23 MAC - MAC



<


>

DHCP

“

■ Ping

2-28 ping




IP

<

>

■ tracert

2-29 tracert



ping

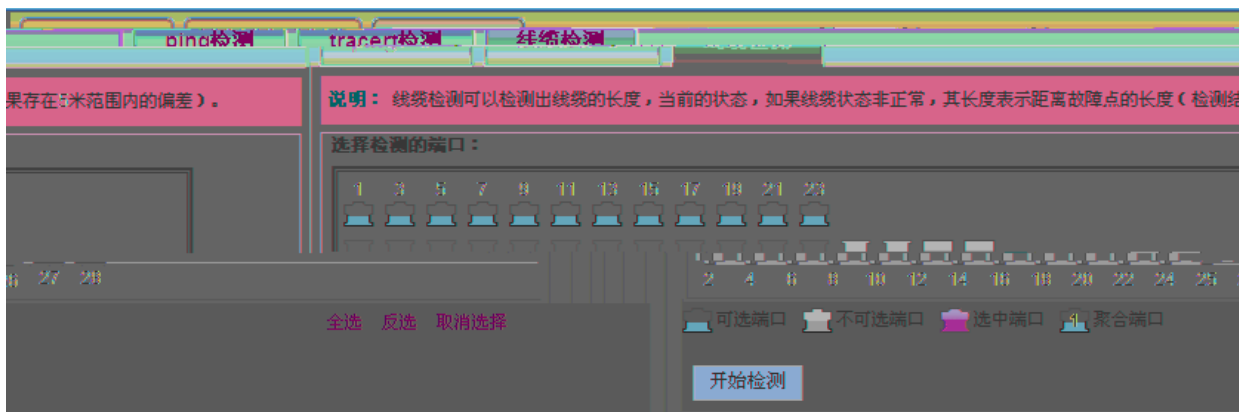
IP

<


>

■

2-30



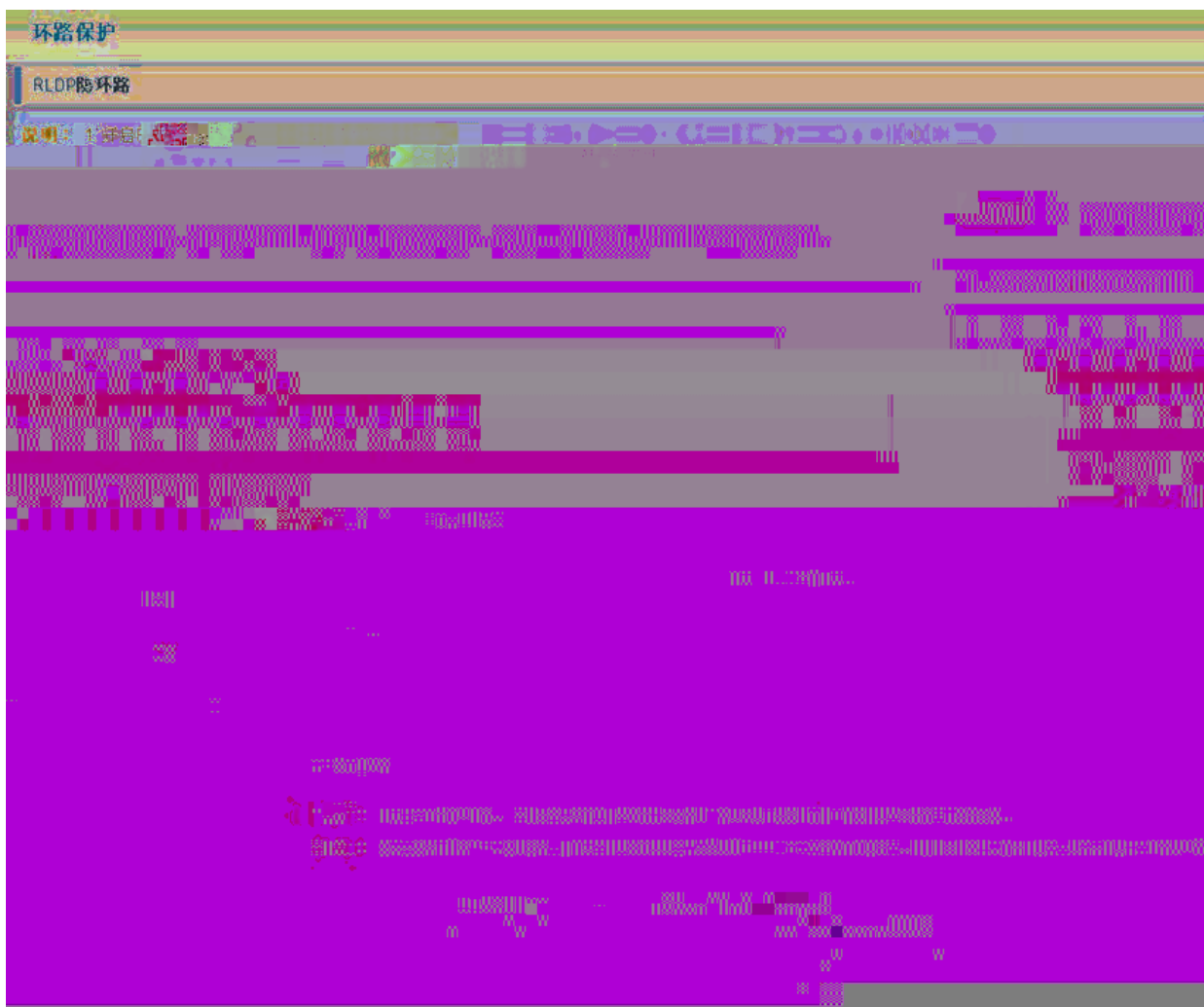
2-31



2.9.3

“ ”

2-32



RLDP < > DHCP " RLDP"
 DHCP RLDP ARP DHCP < >
 " " < > " " < >
 " " " " < > < >
 " RLDP " " < >

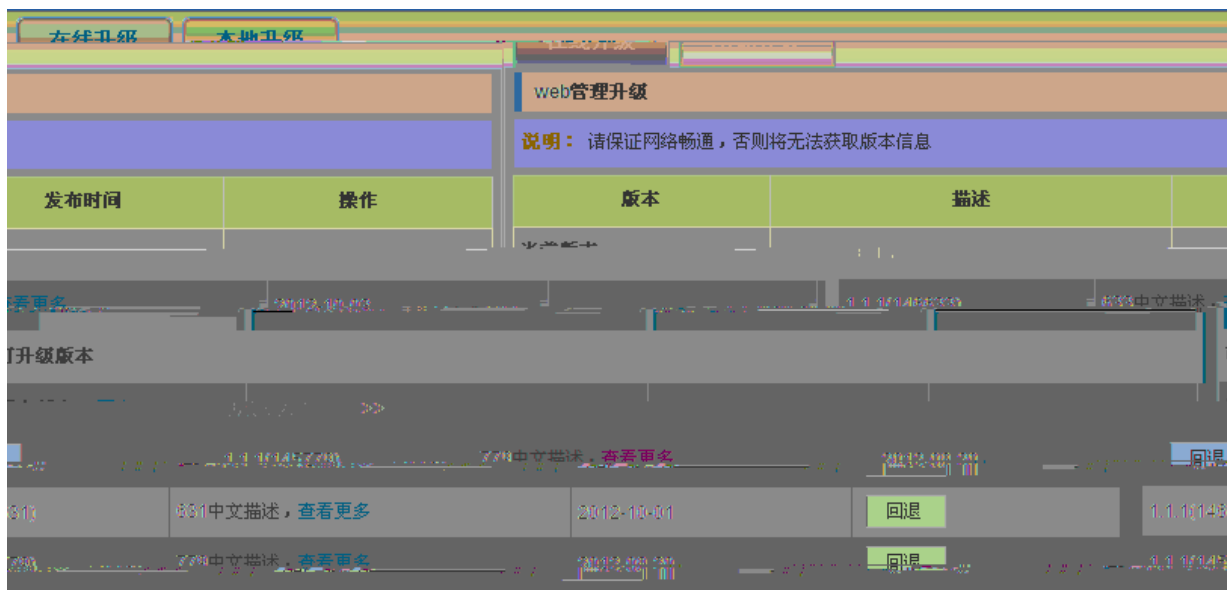
2.10

2.10.1

" "




VLAN



< > “ ” “ ” < > “ ”

2-35



配置管理

当前配置

备份 导入配置 导出配置 查看当前配置

导入过程中不能关闭或者刷新页面，否则导入将失败！

提示：导入配置后，要启用新的配置，请在本页面的配置项中勾选。

名称	大小	时间
配置_11.17.10	5847K	2012-11-02 10:46:50
配置_21.17.10	5847K	2012-11-02 10:46:22
配置_11.17.10	5472K	2012-11-25 11:17:10

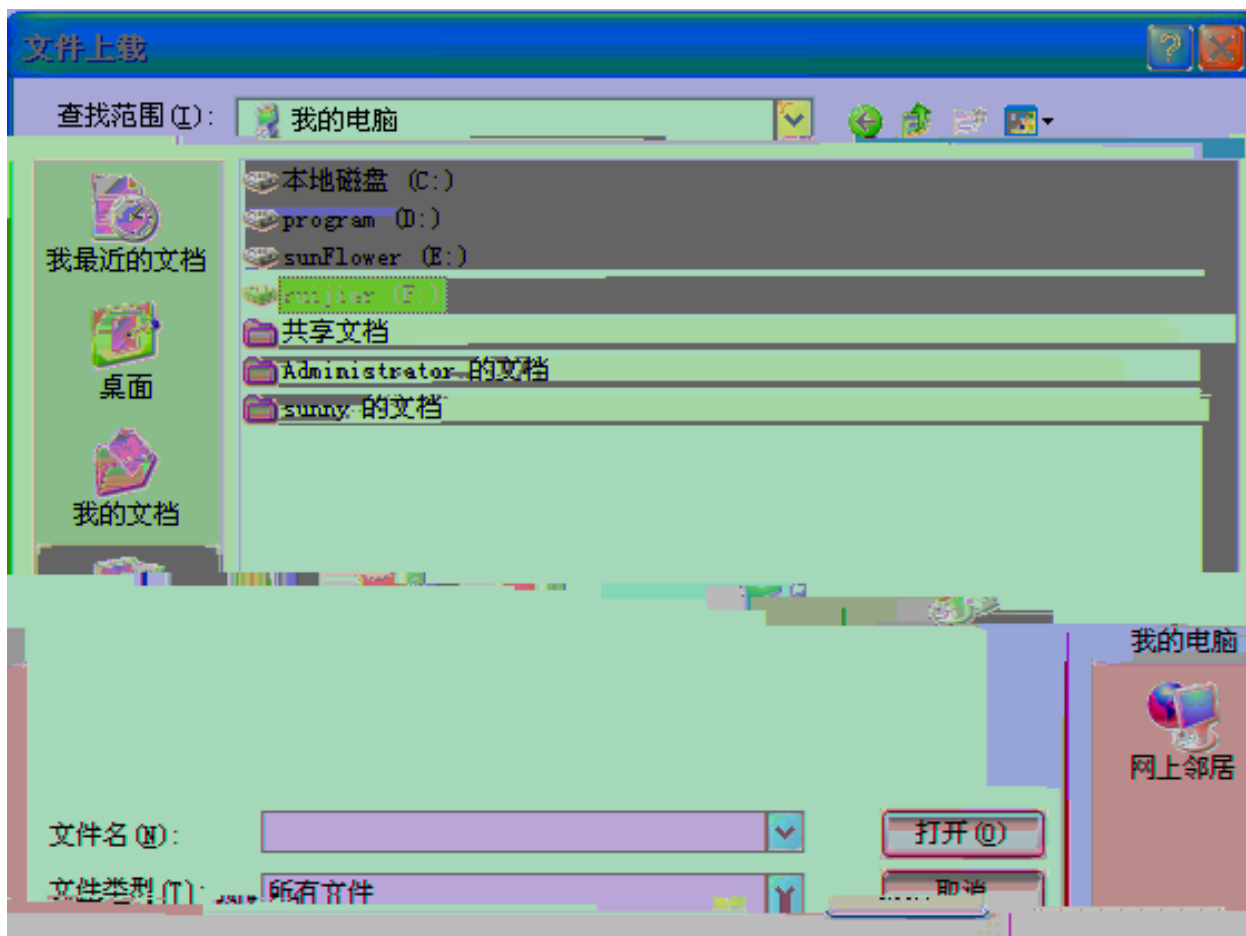
恢复备份 删除备份 另存备份

“ ” “ ” “ ” “ ”



2.10.4

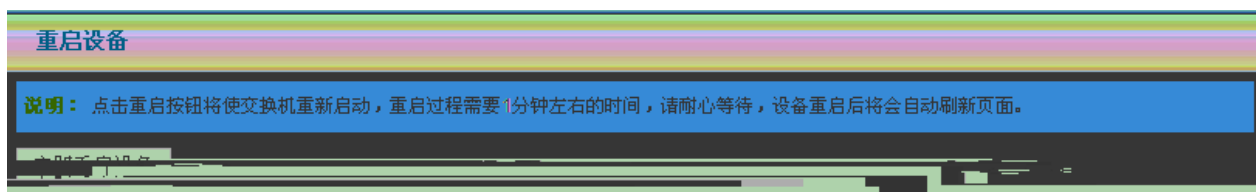
“ ”



2.10.5

“ ”

2-41



< > “ ” < >

2.10.6

“ ”

2-42

管理员权限

说明： 本页面添加的设备用户可以登录Web管理系统对设备进行日常维护。

用户名：

密码：

确认密码：

用户列表	
用户名	操作
admin	
manager	
guest	
0	
11	

< > “ ”

“ ”



admin

manager

guest

2.10.8 WEB CLI

“ WEB CLI”

WEB CLI

2-44WEB CLI


```
ip address 192.168.1.200 255.255.255.0 // IP
no shutdown
!
line con 0
line vty 0 4
 login
!
!
End
```