# RG-AP220-SI

**V1.13**

©2000-2013

RGOS® RGNOS®

„ http://www.ruijie.com.cn/

„ http://webchat.ruijie.com.cn

8:30 6 “ ”

„ http://www.ruijie.com.cn/service.aspx

„ 7 × 24 4008-111-000

„ http://support.ruijie.com.cn

„ service@ruijie.com.cn

| | |
|---|---|
| | |
| | |
| WEB | WEB |

# 1 C | O ”

RG-AP220-SI AP220-SI AP220-SI
AP Fit AP /
AP Fat AP

## 1.1 RG-AP220-SI

P á ? d

RG-AP220-SI

RG-AP220-SI 1 1

1-1 RG-AP220-SI

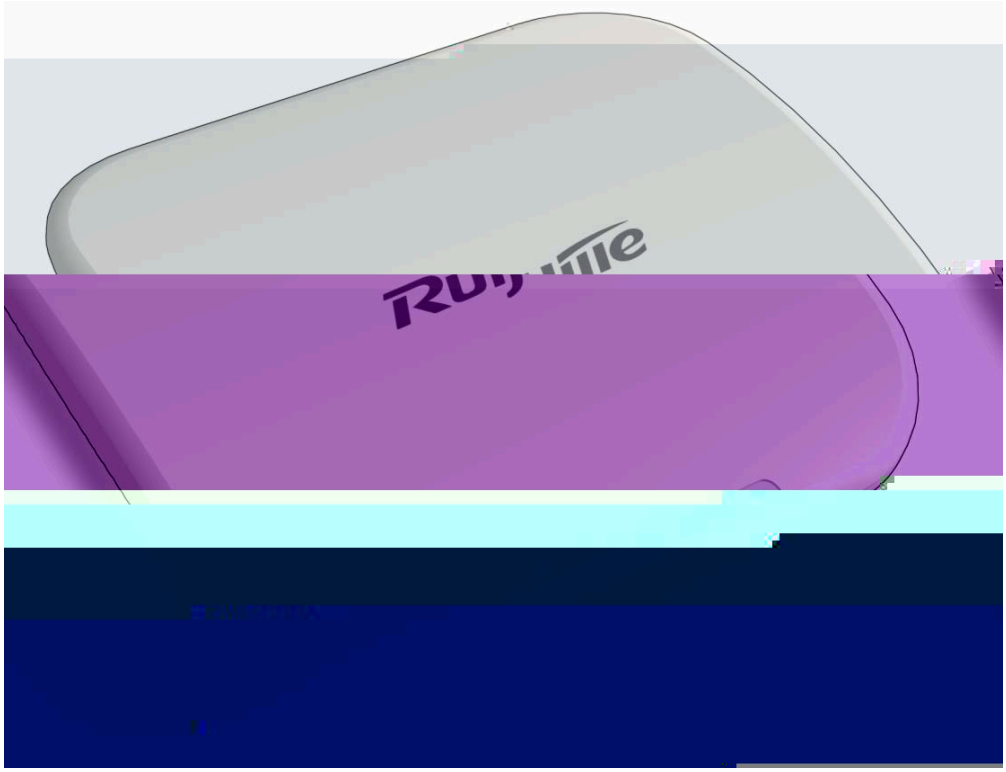

1-2 RG-AP220-SI

Ce

| | | | |
|---|---|---|---|
| | Status | | AP |
| | | | AP |
| | | | AP |
| | | | AP |
| 2.4G | 2.4G | | 2.4G |
| | | | 2.4G |
| | | | 2.4G |
| | Ethernet | | link down |
| | | | link up |
| | | | |
| | | | / link up |
| | | | / |

1-3 RG-AP220-SI

| | | | |
|---|---|---|---|
| | 1 1000BASE-T/100BASE-TX/10BASE-T | PoE | 2 Console |

1-4 RG-AP220-SI

# 3 C | é G

È ò ½ ¸ < • … g ` • Ã • ò • Ã N í ‘ Ð ¸ < d

## 3.1 G W 8

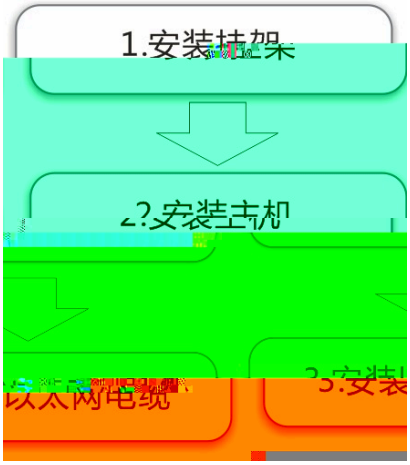


## 3.2 G ø \

”

”

”

”

”

”

”

## 3.3 G 2

1) 4 91 × 65mm

3-1

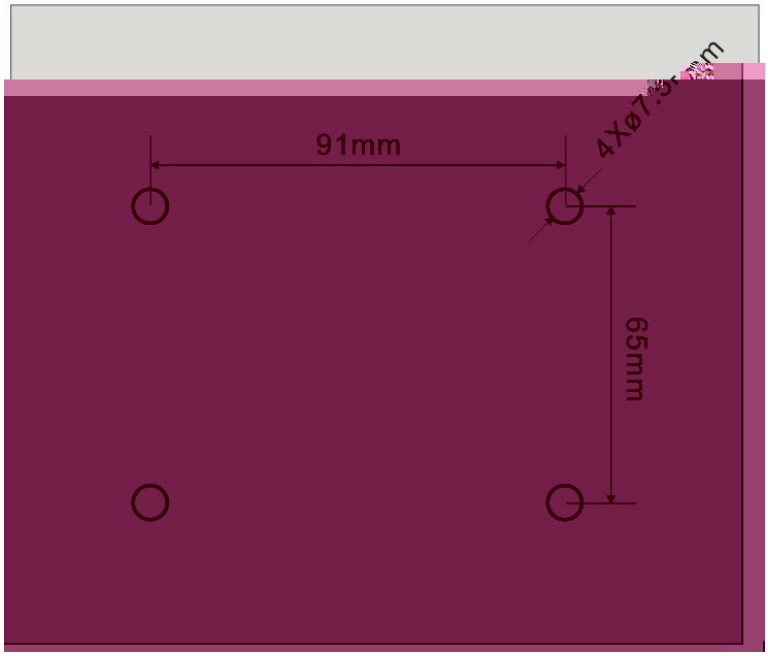


2)

3) 3-2

3-2

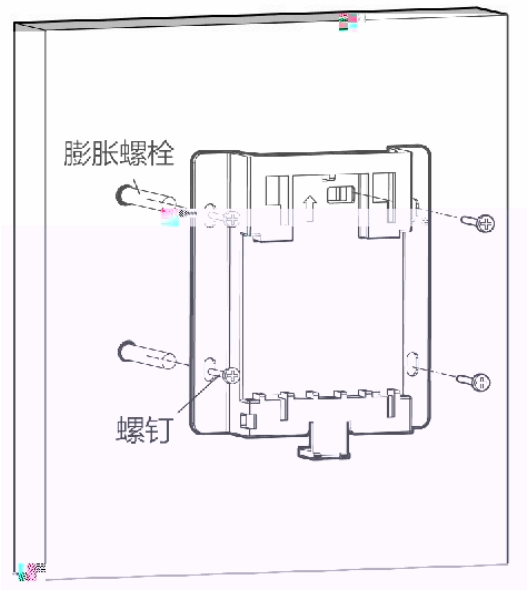


4) AP RJ45 .

5) AP 4 AP
AP 3-4

3-3

3-4

# 4 x ž • p

## 4.1 @ Ž ´ º Ê

PoE AP

## 4.2 Ô n

Ô ø é ó Ó

„

Ô d é ó Ó

„ AP Status 30 Status

„ 2.4G

„ AP Ethernet 1000M Ethernet 100M/10M Ethernet link Ethernet Ethernet

# 5 C | é ñ 0 x ¢ õ

## 5.1 ñ 0 ×

AP Status

## 5.2 â 8 ¢ õ

AP AP AP AP AP AC

# 6 G é n N \ m Ó Â

## 6.1 G \ m - Ó ù Ð W 8

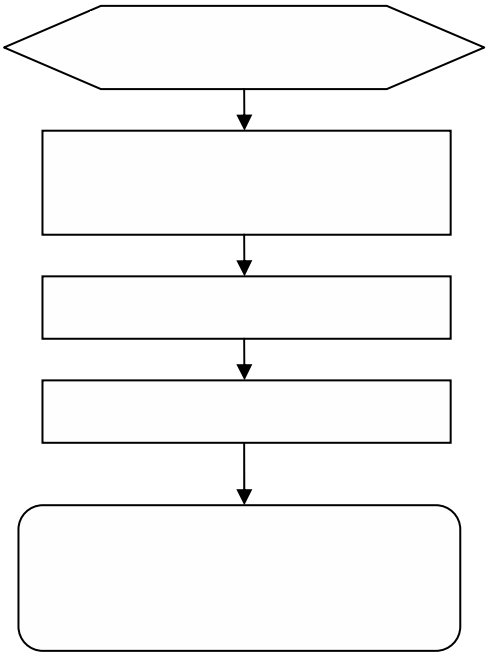

# \ ¢A ä / — x ä / O ” y ƒ

## 1000BASE-T/100BASE-TX/10BASE-T O L

1000BASE-T/100BASE-TX/10BASE-T MDI/MDIX Crossover

1000BASE-T IEEE 802.3ab 100-ohm 5 UTP STP
STP 100

1000BASE-T 4 4 1000BASE-T
A-1

A-1 1000BASE-T

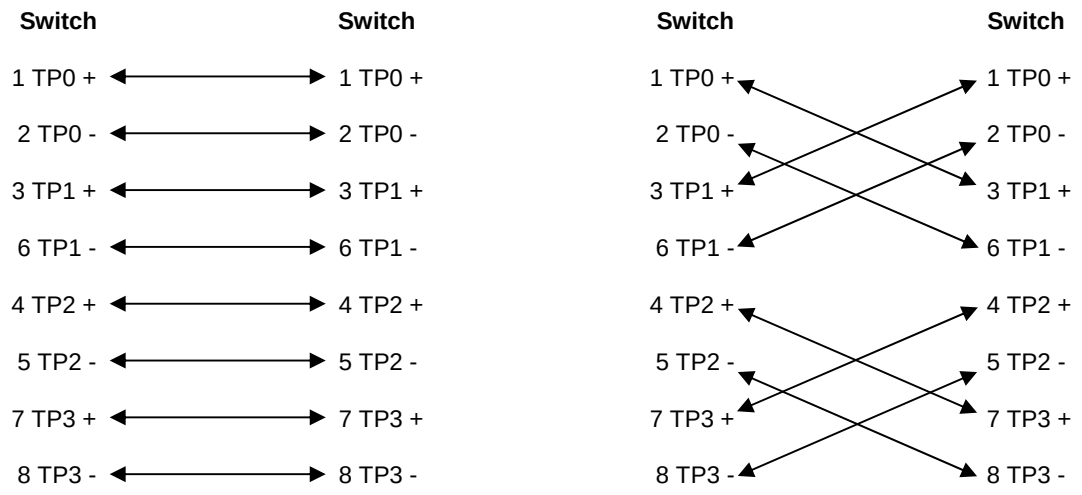


100BASE-TX/10BASE-T 10Mbps 100-ohm 3 4 5 100Mbps
100-ohm 5 100 100BASE-TX/10BASE-T
A-2

A-2 100BASE-TX/10BASE-T

| Pin | | |
|---|---|---|
| 1 | Input Receive Data+ | Output Transmit Data+ |
| 2 | Input Receive Data- | Output Transmit Data- |
| 3 | Output Transmit Data+ | Input Receive Data+ |
| 6 | Output Transmit Data- | Input Receive Data- |
| 4 5 7 8 | Not Used | Not Used |

100BASE-TX/10BASE-T A-3

A-3 100BASE-TX/10BASE-T

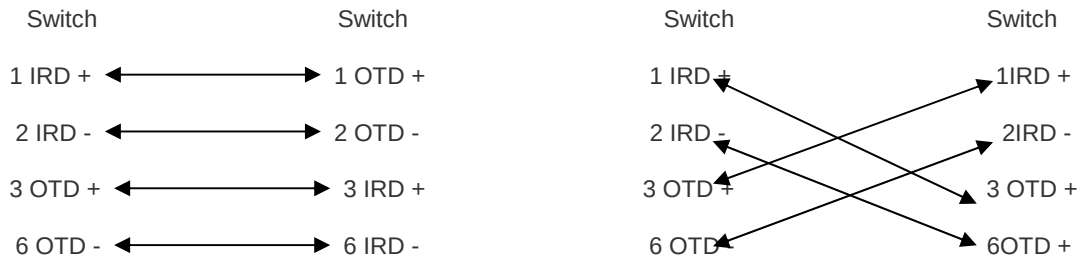
Switch
Switch
1 IRD +
1 OTD +
2 IRD -
2 OTD -
3 OTD +
3 IRD +
6 OTD -
6 IRD -
Switch
Switch
1 IRD +
1IRD +
2 IRD -
2IRD -
3 OTD +
3 OTD +
6 OTD
6OTD +