copyright © 2024

”H

RG-WS7880 WLAN

1-1



POWER	
SYS	
FAN	
	LINK
	link

× ×	560mm×440mm×88.1mm
	2U
	15kg

	8 1G ● 10/100/1000Base-T ● 8 MGMT 12 10G SFP+ 4 40G QSFP+ ● 1 QSPF+ 4 10G 13~16 ● 2 QSPF+ 4 10G 17~20
	1 RJ45 Console 1 USB 1

RG-WS7880 Æ .

-
-
-
-
-
-
- UPS
-
  10
- /

18 24

15 ~30	0 ~45	40%~65%	10%~90%

1.5m 0.4m

48 15

5

µm	0.5	1	3	5

RG-WS7880

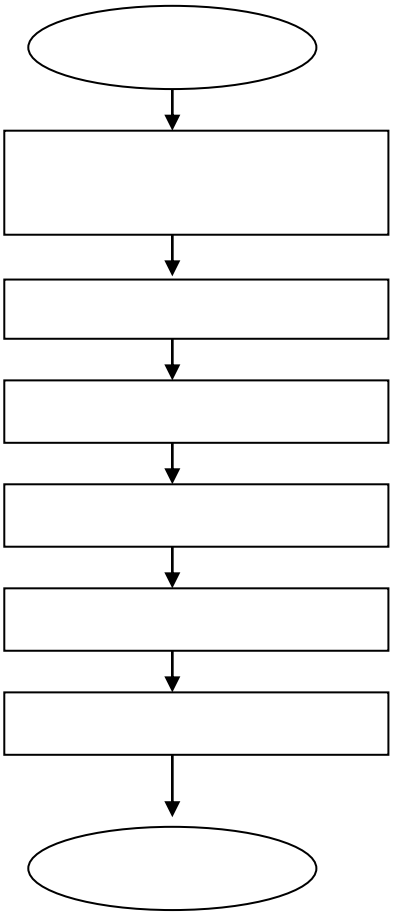

RG-WS7880

RG-WS7880

RG-WS7880 RG-WS7880

■

■ RG-WS7880 10cm

RG-WS7880

DB-9

RG-WS7880

■

■

■

■

AC Console AC

■88sole RS232 RG-WS7880

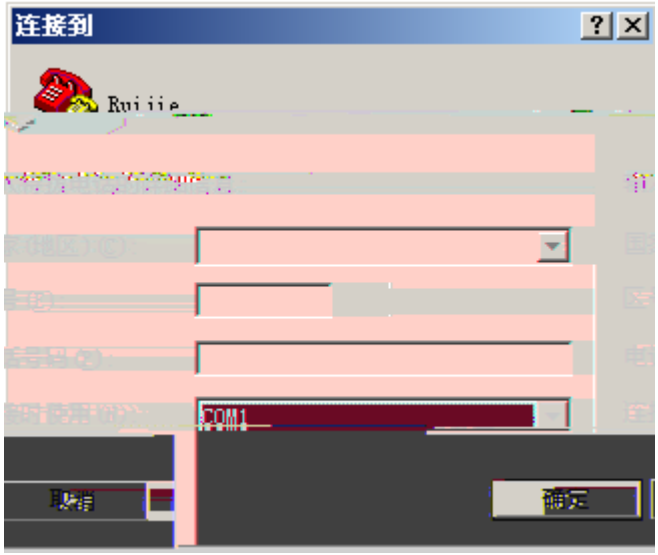

4-3



4-4

RG-WS7880

RG-WS7880

-
- RG-WS7880
-

RG

■ RG-WS7880

“ ”

■

RG-WS7880 RG-WS7880

RG-WS7880

```
**********************************************
Boot 1.2.6-00386-g6849a86 (Build time: Oct 13 2014 - 17:40:17)

DRAM: 16 GiB
NAND:  512 MiB
Flash: 8 MiB
SETMAC: Setmac operation was performed at 2015-03-04 16:42:48 (version: 11.0)
Press Ctrl+C to enter Boot Menu
Bootloader: Done loading app on coremask: 0xffffffff
Starting Devices Initializations...                                    [  OK  ]

adding user rgosm...
adding user guest...
adding user sslvpn...
adding user postgres...
insmod: cannot insert `/sbin/rg-console.ko': File exists (-1): File exis*Mar  4 16:46:37: %SYS-5-AC_POWER_ON:
System coldstart.

Press RETURN to get started
Ruijie>
```

RG-WS7880

RG-WS7880 RG-WS7880