



RG-CS1060

User' s Manual

2000-2020

- A

	2
	2
1	5
1.1	5
1.2	5
1.3	6
	6
	7
1.4	7
1.5		

4.2	BMC IP	20
5	BMC		

1

1.1


RG-CS1060		FT-2000+/64		2U		1	64
CPU	12	3.5		2.5	SATA3.0	SAS3.0	
	8	DDR4 DIMM			BMC/KVM		

1.2

	1	FT-2000+/64		2.2Ghz	64		
		DDR RDIMM/UDIMM					
	8						
		256GB 32GB*8					
	1	USB3.0	1	USB2.0			
	4	USB3.0					
	1	VGA					
	1	VGA					
	1	RJ45 10/100					
	2	2					
	12	SATA\SAS\SDD HDD 3.5			2.5		
		CRPS			1+1		
	6						

1.3

1.3.1



1.3.2



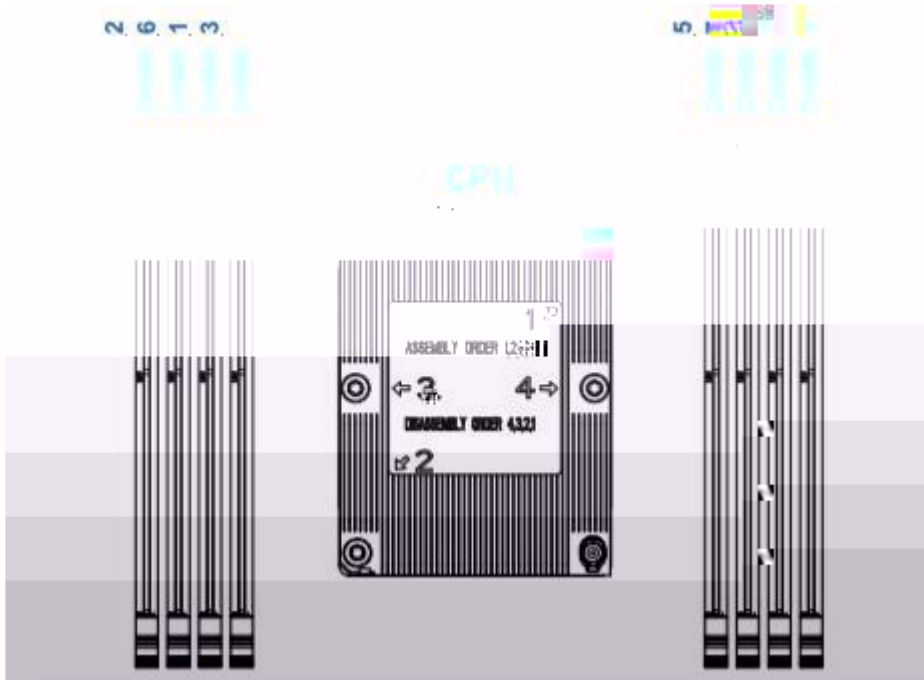
1	PSU0	2	PCIE
3	PSU1	4	*2
5	BMC	6	10G *2
7	USB 3.0		

3		
---	--	--


1.5

8 DDR4 DIMM

32GB



- 1
- 2



	1	2	3	4	5	6	7	8
DIMM_0								
DIMM_1								
DIMM_2								
DIMM_3								
DIMM_4								
DIMM_5								
DIMM_6								

2

2.1



2.2.6

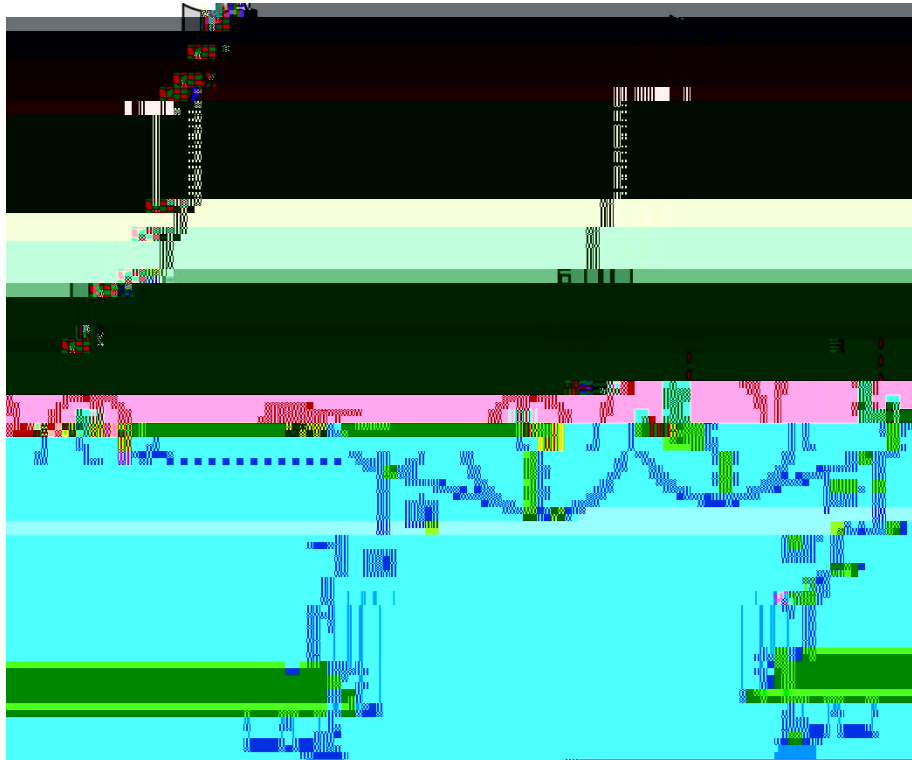
-
-
-
-

2.2.7

-
-
-

2.2.8

-
-



3
155mm

180mm
1000mm

25mm

4

5

6

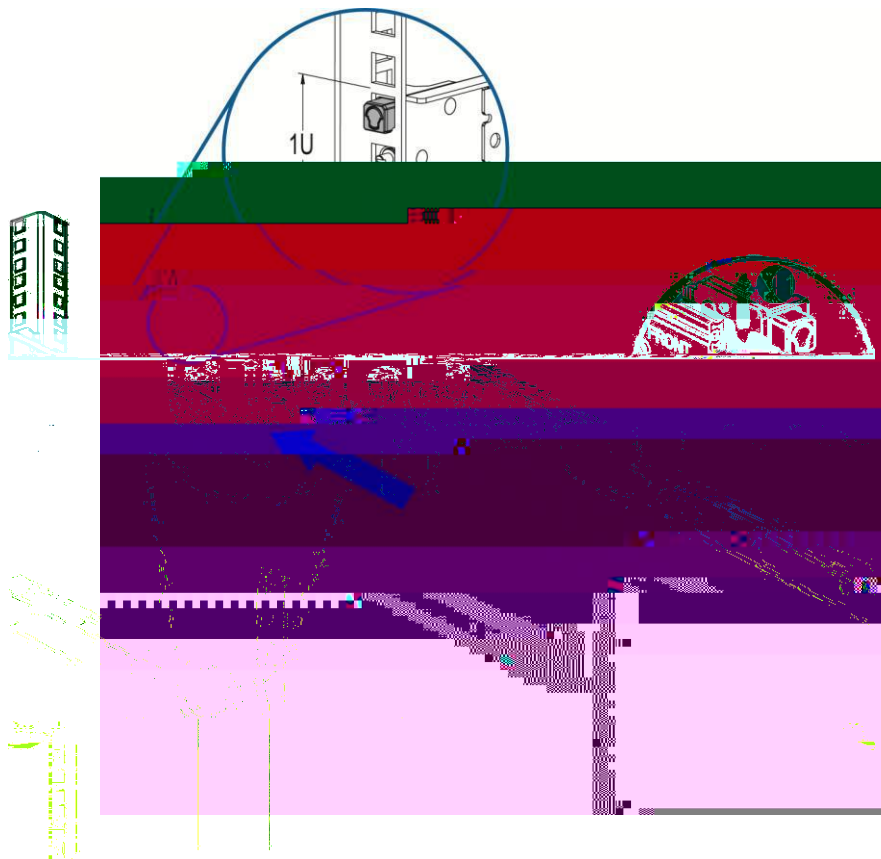

50%



2.4

	PC

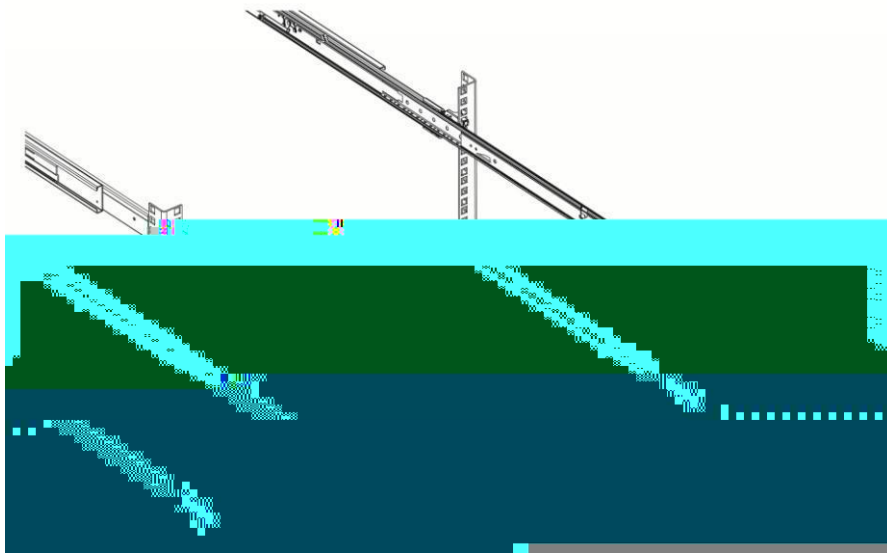


3





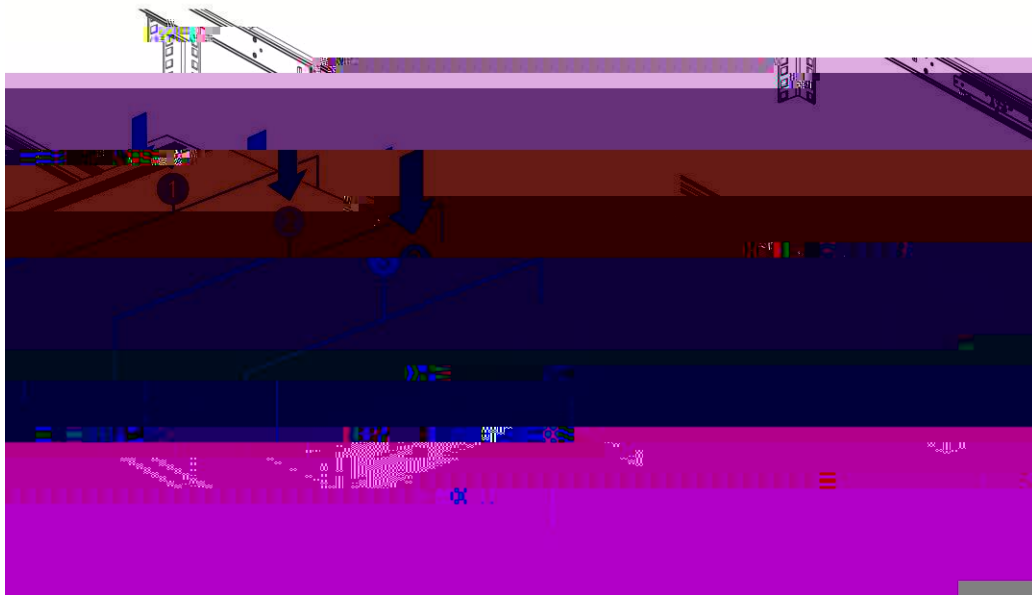
4 2 3
:



3.2

1

5 →

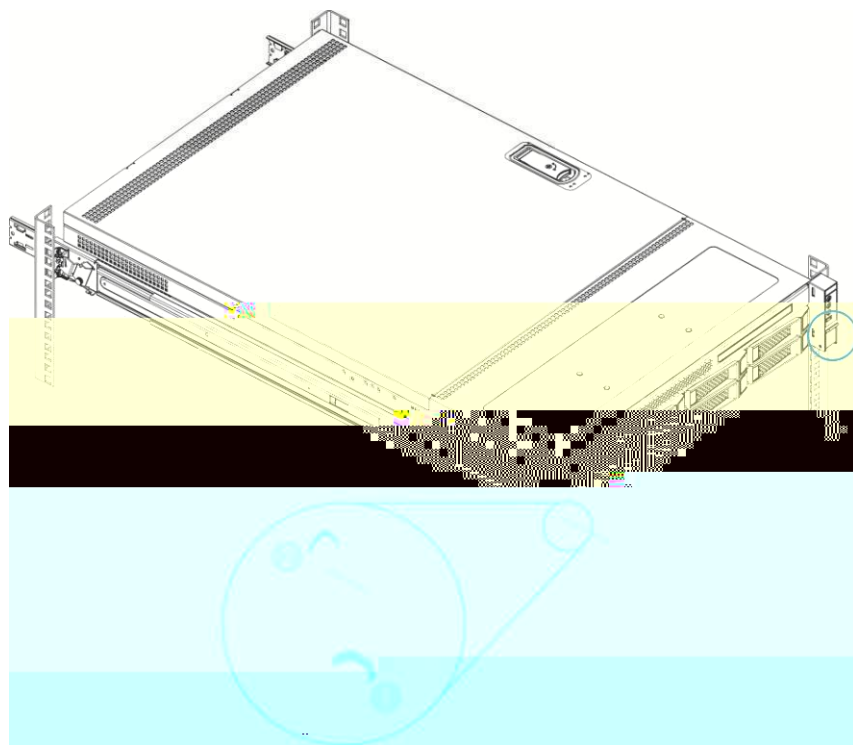


2

1

2

3



3.3

-
-
-

RJ45

3.4


-
-
-
-
-
-
-

4 BIOS

4.1 BIOS

" setup Ruijie Logo
PXE " admin [F11] BIOS BIOS [F12]

- [F11]
-



BIOS Setup

<Esc>	
< > < >	
< > < >	
<+> <->	
<F1>	
<F9>	
<F10>	
<Enter>	



4.2 BMC IP

BIOS

"



→BMC

"


Enter

BMC

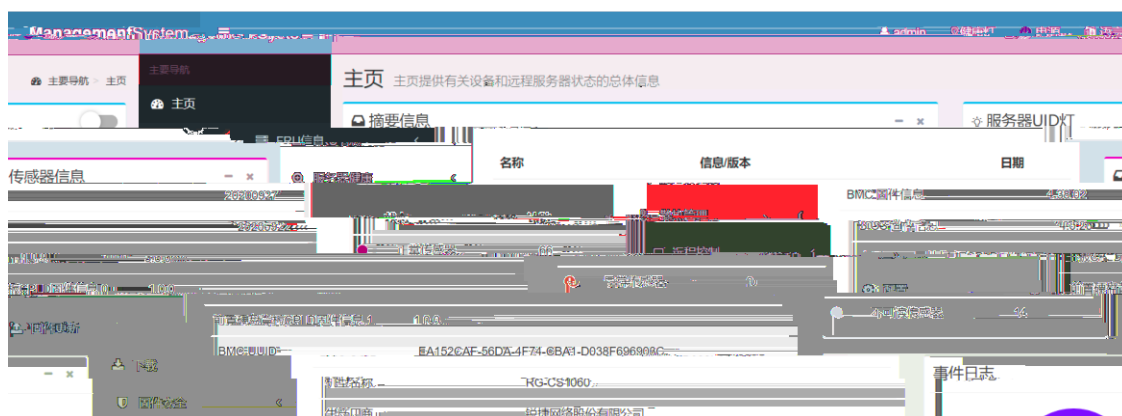


5 BMC

5.1 BMC Web



BMC



BMC