


RG-EG





Contents



I



15 ~30


40%~65%

1.3 10^5 (

1



I

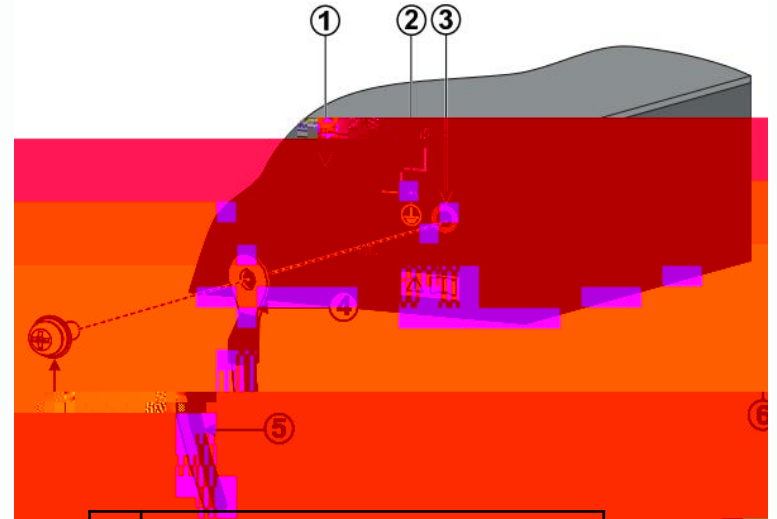


10cm



OT

OT




PE

PE

| | |
|--|--|
| | |
| | |
| | |
| | |
| | |
| | |
| | |



100-240V~/50-60Hz



I



Web

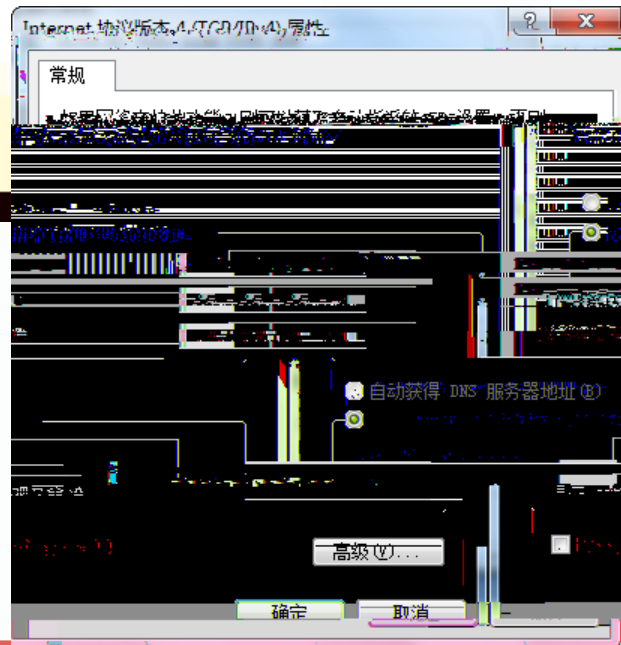

pc

G0/0/0/MGMT8(G)

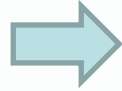
ip




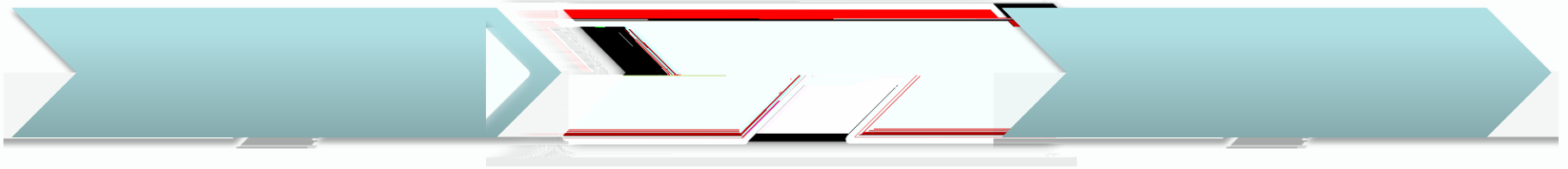
Web



I









1



MGMT



1



3

3 流控方案 ▾

流控方案 · 关闭流控 · 返回已选方案

设备不可用

高级选项 ▸

- 办公模板
- 娱乐模板
- 专家模板
- 关闭流控

当前，请确认已手工配置出控，建议选择一个适合的出控方案！

EG

OA

4

The screenshot shows a configuration page with the following elements:

- Header: 路由 (Routing)
- Section: 路由配置 (Routing Configuration)
- Option: 屏蔽非法/病毒网站 (Block illegal/virus websites)
- Field: 192.168.58.110 (DNS server address)
- Text: 若不配置可用的DNS, 可能导致远程升级失败。 (If no usable DNS is configured, remote upgrade may fail.)
- Option: 勾选开启补丁自动升级 (Check to enable automatic patch upgrade)
- Time selector: 天的 03 时 00 分 (Suggested: 03:00)
- Text: (建议设置为网络空闲时间, 补丁升级期间部分功能会失 (Suggested to be set to network idle time, some functions will be lost during patch upgrade))
- Buttons: 完成配置 (Finish configuration), 转到首页 (Go to homepage)
- Footer: 完成快速配置后, 建议到系统升级页面点击“检查最新版本”按钮, 来更新设备最新特征库! (After quick configuration, it is recommended to click "Check for updates" on the system upgrade page to update the device's latest feature library!)

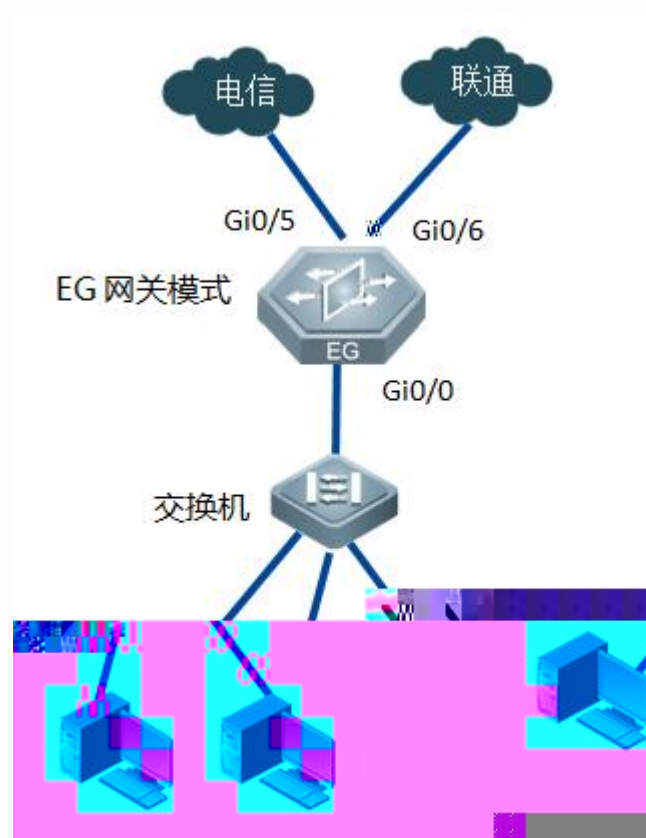
NAT

DNS



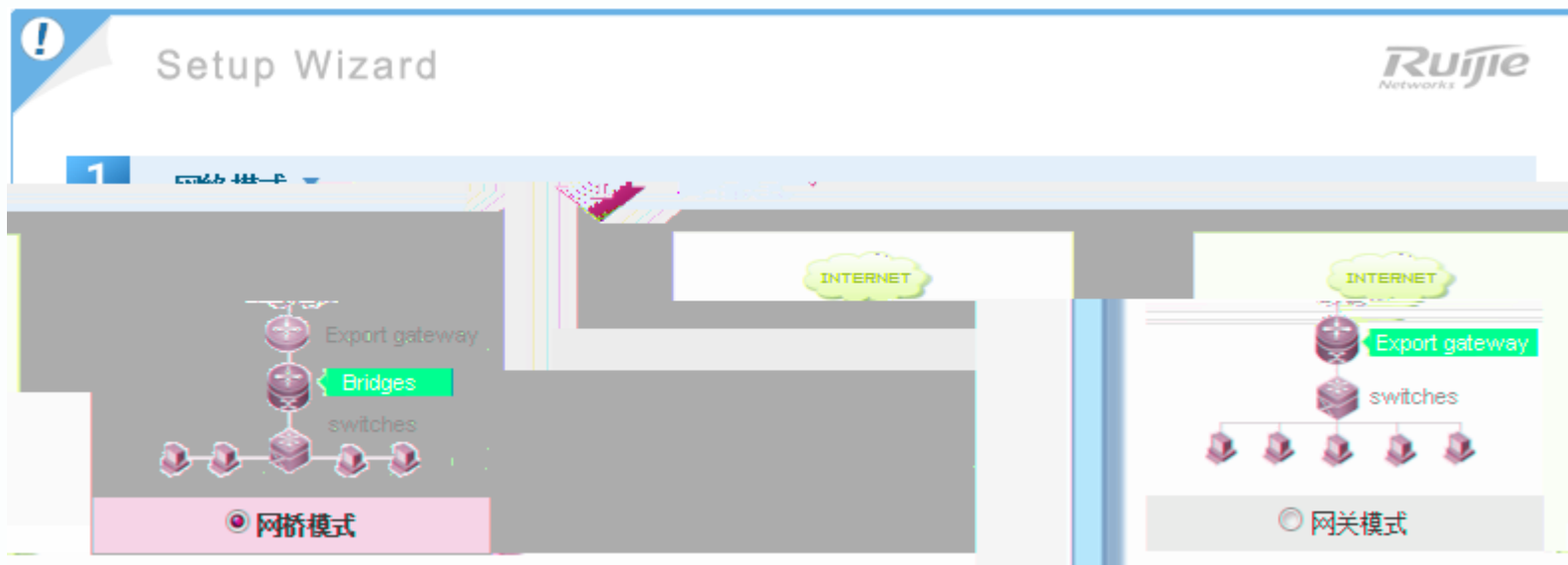
5

2






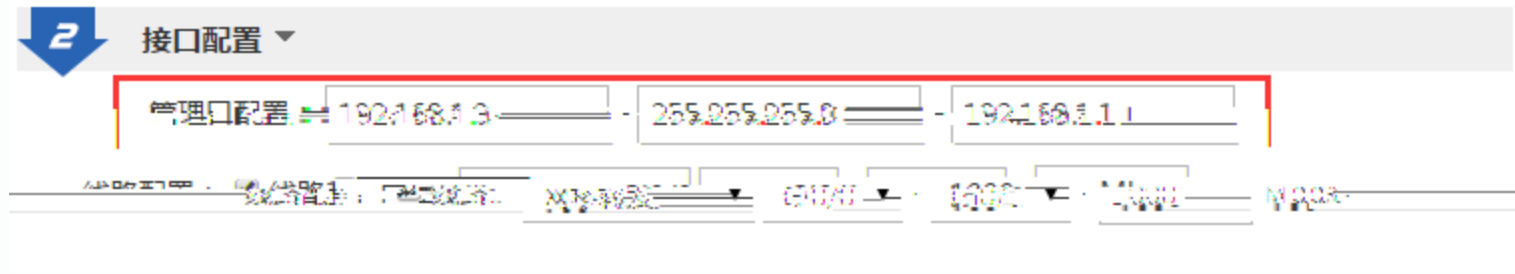
1



1



2



ip

MGMT

ip

Gi0/0

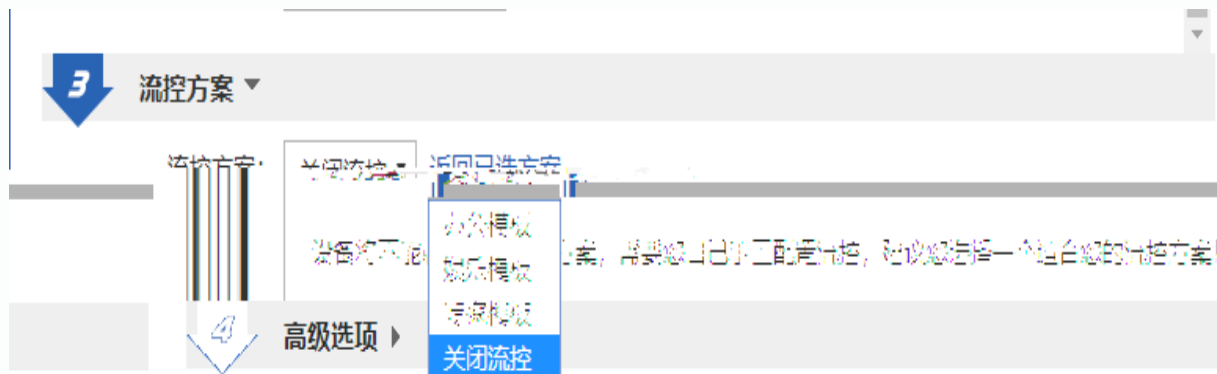
Gi0/1

bypass

bypass



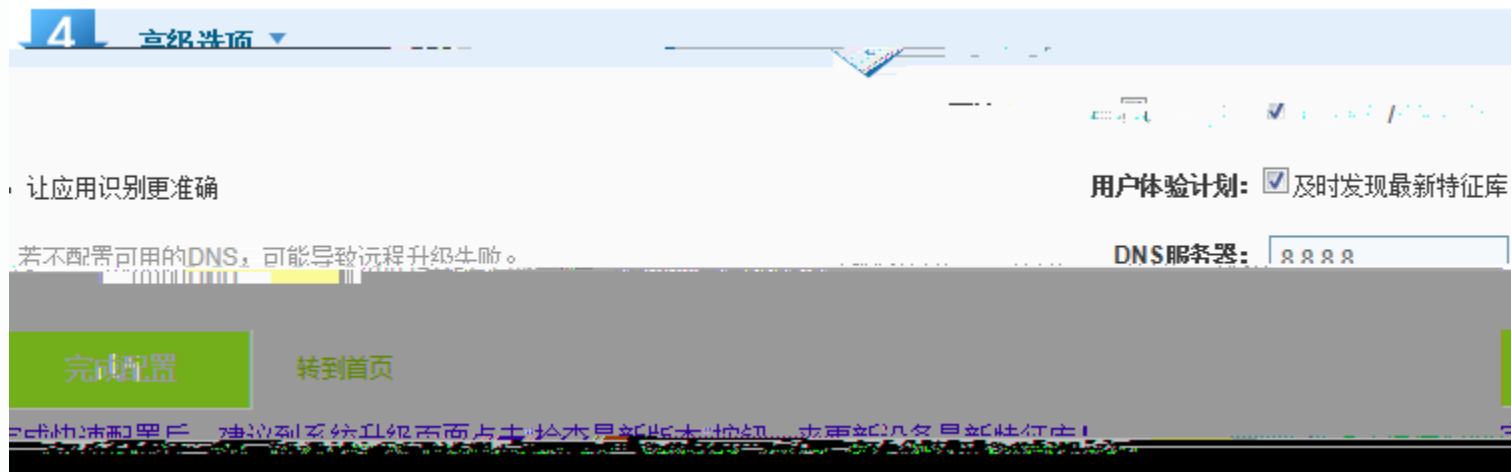
3



EG

OA

4



DNS

1




5

2

MGMT







说明：您可以访问瑞星网络网站的“软件更新”或下载最新的升级文件到本地，然后通过下面的方式升级到最新版本。

升级

文件名： 未选择任何文件

检测当前最新特征库

当前病毒库版本：2019.06.06.18.06.069(2.0) 本地病毒库版本：2019.06.18.00

引擎版本号：2017-10-4 引擎设计版本号：2018080100

引擎编译版本号：2017.11.15.02 内容识别版本号：2018.02.01.01

当前已是最新版本



