



RG-WALL 1600-Z

RG-WALL 1600-Z



1.

2.

3.

4.

5.

6.

7.



/

SYS

Ruijie 系列防火墙

首页 安全监控 网络配置 对象配置 策略配置 系统管理

快速上手 策略向导 客服 admin

快速上手 策略向导 客服 admin

管理员 设备信息

设备名称	设备型号	设备时间	系统时间	SN码	服务图标
H1QPB2F000142	NGFW_NTOS 1.0R1, Release(02131312)	运行 4 小时, 53 分钟			

版本信息

版本信息

系统设置

系统时间

版本信息

运行时长

SN码

服务图标

快速入门

安全策略

最新攻击

2022-0

2022-0

2022-0

2022-0

2022-0

2022-0

系统维护

设备信息

配置备份

系统升级

已激活 4 项 查看详情

系统维护

设备信息

配置备份

系统升级

RUFE | 系列防火墙

首页 安全监控 网络配置 对象配置 策略配置 系统管理

管理员

管理员角色

系统配置

系统时间

服务参数

授权管理

策略管理

告警

日志

认证升级

管理员

* HTTP终端 143.5

* 登录超时 (m) 30

* 登录错误允许次数 6

* 锁定时间(m) 3

验证码 开启 关闭

保存配置 恢复默认配置

The screenshot shows a web management interface with a dark blue header and a light blue sidebar. The sidebar contains a menu with the following items: 管理员 (Admin), 管理员角色 (Admin Roles), 系统配置 (System Configuration), 系统时间 (System Time), 服务参数 (Service Parameters), 授权管理 (Authorization Management), 故障诊断 (Fault Diagnosis), 诺奇云 (Noqi Cloud), 系统维护 (System Maintenance), and 系统维护 (System Maintenance). The main content area is titled "系统时间" (System Time) and contains two sections: "系统时间设置" (System Time Settings) and "同步设置" (Synchronization Settings). The "系统时间设置" section includes three fields: "日期" (Date) set to 2022-01-13, "时间" (Time) set to 23:48:47, and "时区" (Time Zone) set to (UTC+08:00) 上海, 北京, 香港. The "同步设置" section includes a checkbox for "自动与Internet时间服务器同步" (Automatically synchronize with Internet time server) which is unchecked, and a "时间服务器" (Time Server) field with the value (系统自带: ntp.ntsc.ac.cn) (System built-in: ntp.ntsc.ac.cn). The interface also features a red "保存配置" (Save Configuration) button and a "返回" (Back) button.

系统时间

系统时间设置

* 日期 2022-01-13

* 时间 23:48:47

* 时区 (UTC+08:00) 上海, 北京, 香港

同步设置

自动与Internet时间服务器同步

时间服务器 (系统自带: ntp.ntsc.ac.cn)

保存配置

返回

CPU/

Web

CPU

CPU

80%

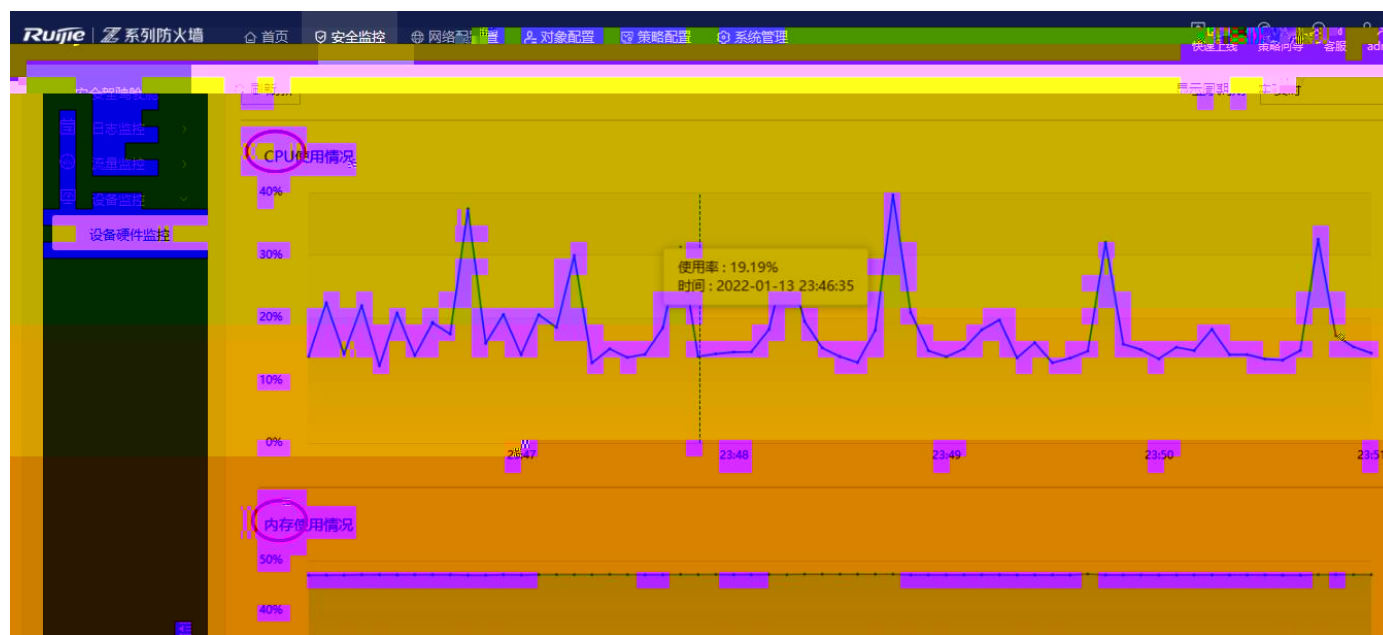
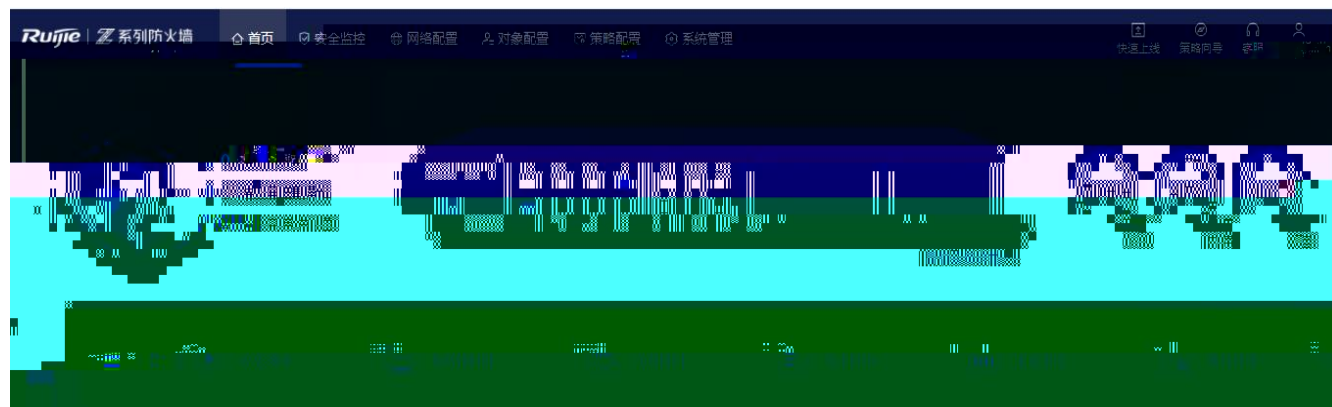
CPU

80%

*

4008111000

<http://webchat.ruijie.com.cn>





()





快速上线 策略向导 客服 admin 安全监控

安全驾驶舱 系统日志

日志监控

安全日志 安全级别 日志类型 时间 详细信息

安全级别	日志类型	时间	详细信息
提示	CPU Alarm	2022-01-13 19:13:15	the current CPU usage is (89.98%) exceeds alarm thresh
提示	CPU Alarm	2022-01-13 19:13:05	the current CPU usage is (100.00%) exceeds alarm thres
提示	CPU Alarm	2022-01-13 19:13:05	the current CPU usage is (100.00%) exceeds alarm thres
提示	CPU Alarm	2022-01-13 19:12:55	the current CPU usage is (100.00%) exceeds alarm thres
提示	CPU Alarm	2022-01-13 19:11:35	the current CPU usage is (100.00%) exceeds alarm thres

设置硬件监控

https
ping https

webui

The screenshot displays a web interface for configuring security policies. At the top, there are navigation tabs: '本机防护' (Local Protection), '安全策略' (Security Policy), '策略配置向导' (Policy Configuration Wizard), '安全策略' (Security Policy), '策略优化' (Policy Optimization), '策略生命周期' (Policy Lifecycle), '端口扫描' (Port Scanning), '流量学习' (Traffic Learning), 'NAT策略' (NAT Policy), and '安全防护' (Security Protection). A search bar labeled '请输入查询内容' is located on the right side of the table.

优先级	名称	源安全区域	源地址	目的地址	服务	动作	描述	操作
1	limit_local	any	any	any	本地服务,icmp	permit	允许访问本机服务的流量,但限制每主机速率为每秒600个报文	<input checked="" type="checkbox"/> 编辑

At the bottom of the interface, there are buttons for '阻断所有访问本机' (Block all access to this host) and 'ARP防护' (ARP Protection).

web

WEB

8

The screenshot displays a web management interface with a dark blue header. The header contains navigation links: "快速上线" (Quick Online), "策略向导" (Strategy Guide), "客服" (Customer Service), and "admin". A dropdown menu is open for the "admin" user, showing "admin" (超级管理员) and "修改密码" (Change Password). A search bar with the placeholder "请输入查询" (Please enter search) is visible. Below the search bar, there are buttons for "操作" (Action), "角色" (Role), "描述" (Description), "系统配置" (System Configuration), and "账号" (Account). A table lists roles, including "admin" (超级管理员). A sidebar on the right contains "诺客云" (Nuoke Cloud), "特征库升级" (Feature Library Upgrade), and "系统维护" (System Maintenance).

快速上线 策略向导 客服 admin

admin
超级管理员

请输入查询 修改密码 退出

操作

角色 描述 系统配置 账号

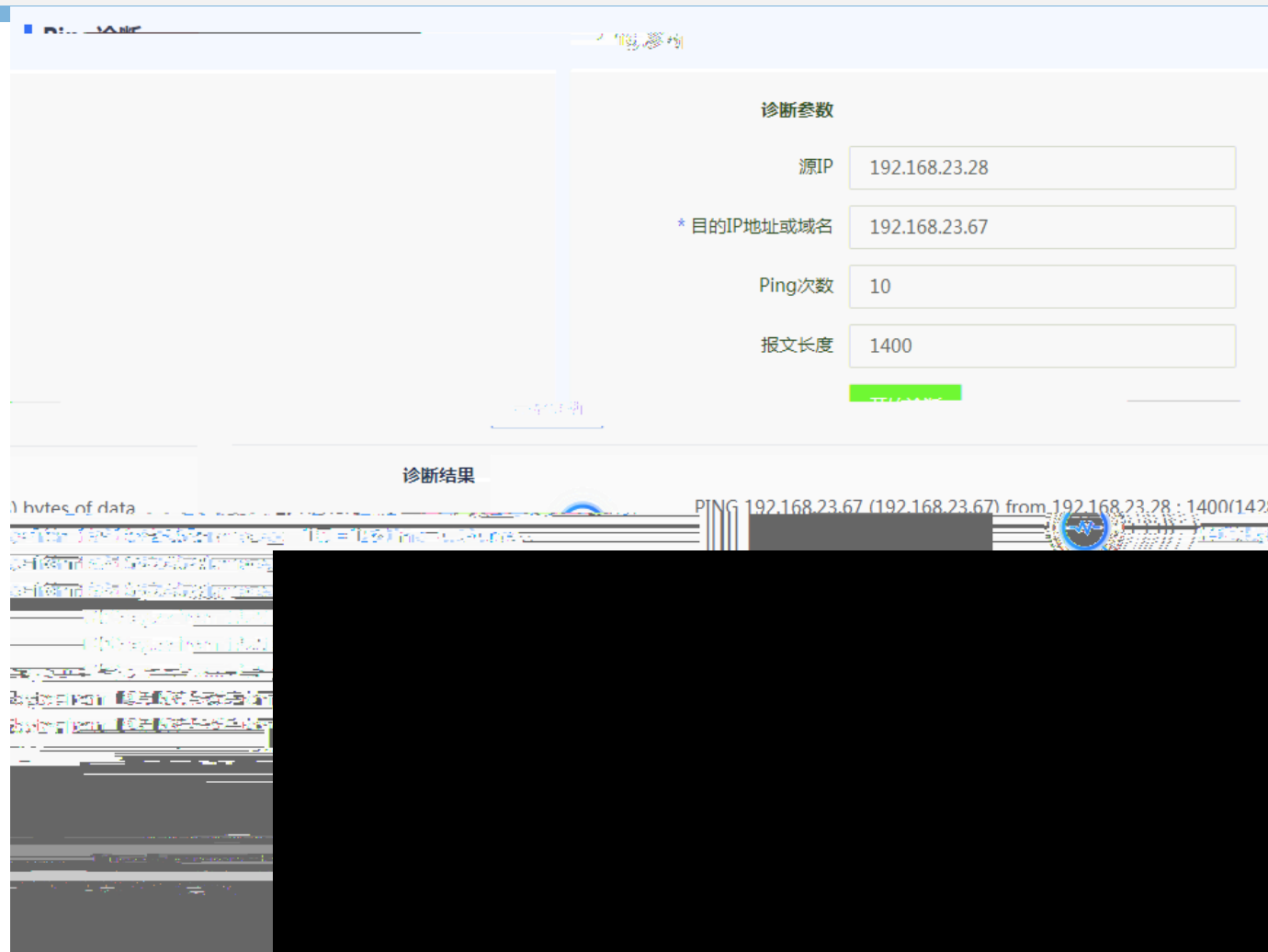
admin 超级管理员

诺客云 特征库升级 系统维护

Ping

IP

Ping



Tracert

IP



TCP UDP ARP
IP IP

MAC MAC

Reset Eweb

抓包选项

抓包规则

* 接口

二层协议 any IP ARP

三层协议 any TCP UDP

源IP (端口)

目的IP (端口)

源MAC

目的MAC

0-65535

0-65535

一键收集


① 一键收集完成, 请下载收集的信息或重新收集

最近一次收集时间 2022-01-07 13:25:43

[一键收集](#) [下载](#)



- 1.
- 2.
- 3.
- 4.
- 5.
- 6.









- 1.
- 2.
- 3.
- 4.
- 5.
- 6.
- 7.

firewall> show product

```

firewall> show product
show-product
start-time "2022-01-13 18:53:35"
uptime "4 hours, 33 minutes"
productname Z5100
hardwarever 1.00

```

firewall> show config

yang

show config vrf main interface physical

cpu

show cpu

show memory



```

firewall> show cpu
top - 23:32:22 up 4:38, 0 users, load average: 3.42, 3.44, 3.53

```

```

firewall> show memory
MemTotal: 4029480 kB
MemFree: 580988 kB
MemAvailable: 854524 kB
Buffers: 72644 kB
Cached: 391232 kB
SwapCached: 0 kB
Active: 574684 kB
Inactive: 261104 kB
Active(anon): 432580 kB
Inactive(anon): 29836 kB
Active(file): 142104 kB
Inactive(file): 231268 kB
Unevictable: 8408 kB
Mlocked: 9408 kB

```


看得见的



- 1.
- 2.
- 3.
- 4.
- 5.
- 6.
- 7.



- 1.
- 2.
- 3.
- 4.
- 5.
- 6.
- 7.



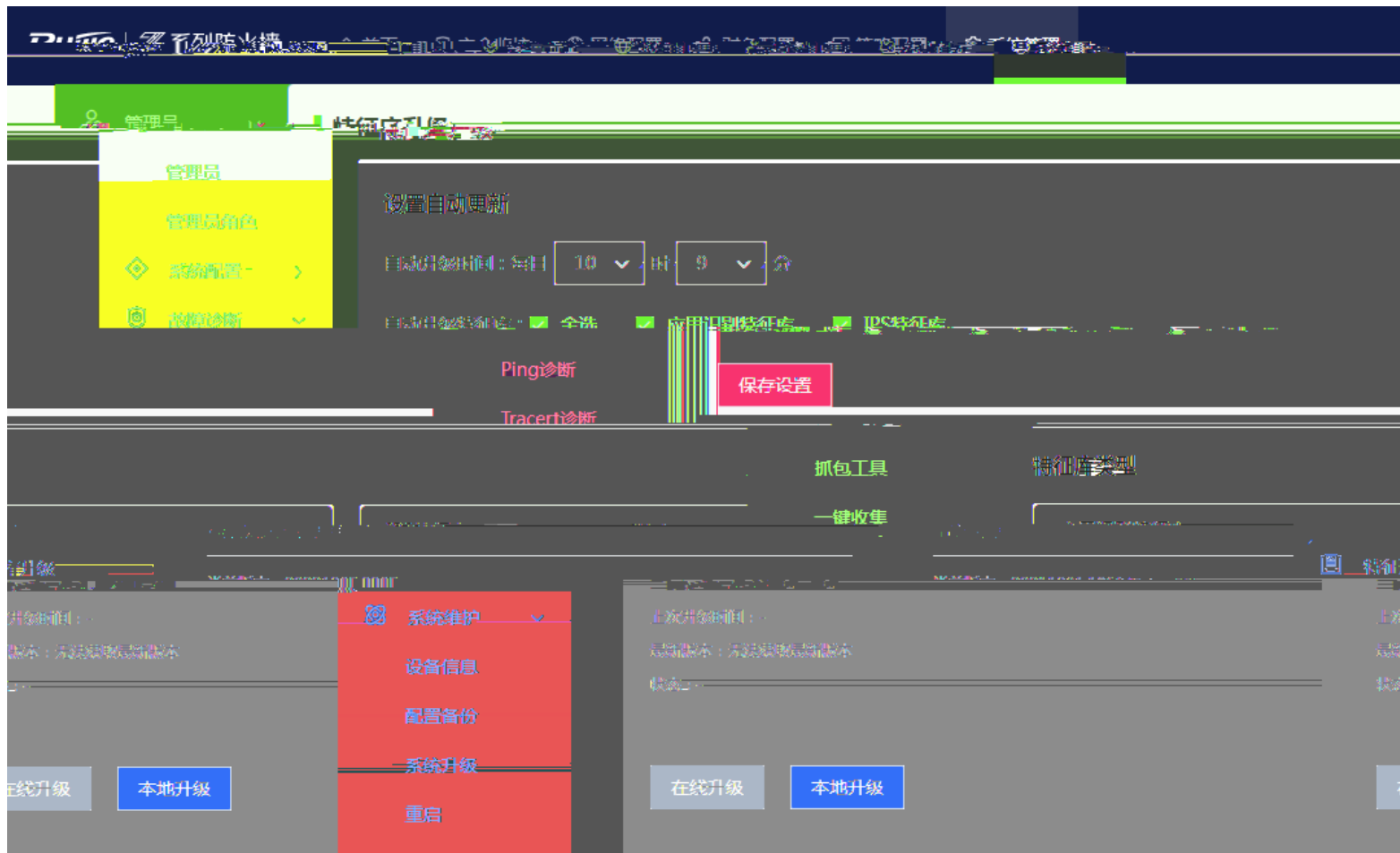


- 1.
- 2.
- 3.
- 4.
- 5.
- 6.
- 7.

license

DNS

The screenshot displays the '特征库升级' (Feature Library Upgrade) configuration page in a network management system. The interface includes a sidebar menu with the following items: 管理员 (Administrator), 管理员角色 (Administrator Role), 系统配置 (System Configuration), 服务参数 (Service Parameters), and 授权管理 (Authorization Management). The main content area is titled '特征库升级' and contains a '设置自动更新' (Set Automatic Update) section. Under this section, the '自动升级时间' (Automatic Upgrade Time) is set to '每日 23 时 35 分' (Daily 23:35). Below this, there are two sections for feature libraries: 'IPS特征库' (IPS Feature Library) and '应用识别特征库' (Application Identification Feature Library). The 'IPS特征库' section shows a current version of 20211231.1831 and a last upgrade time of 2022-01-13 00:03:26. The '应用识别特征库' section shows a current version of 20221201 and a last upgrade time of 2022-01-13 00:03:45. At the bottom of the page, there are buttons for '在线升级' (Online Upgrade) and '本地升级' (Local Upgrade).





- 1.
- 2.
- 3.
- 4.
- 5.
- 6.
- 7.

THANKS

29


100036

Office Tel: 010-51715999

Fax: 010-51413399

4008-111-000

www.ruijie.com.cn



A 11

