

RG-RSR10-X-07

copyright © 2023



2.

1

RSR10-X-07

1.1 RSR10-X-07

RSR10-X-07

32

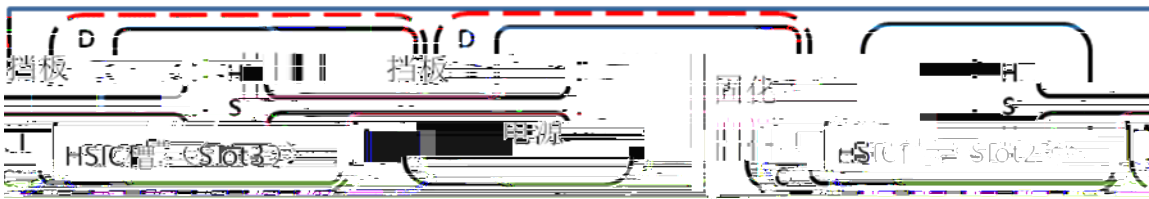
RISC

RSR10-X-07

VPN IPv6 MVRP MPLS

QoS

RSR10-X-07

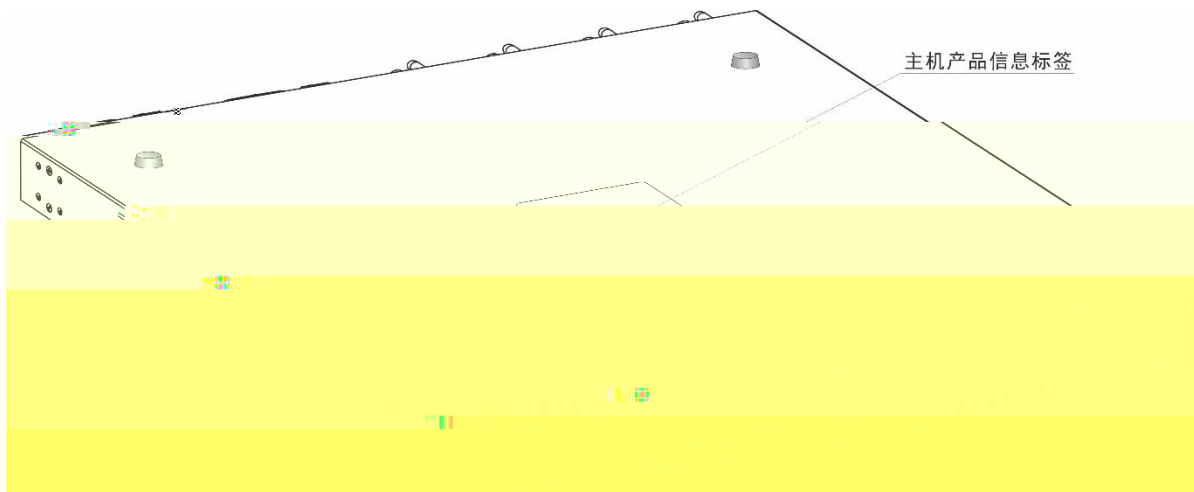



	2	3	
HSIC-4G-LTE			X
DHSIC-6GSW			X
RG-PA60	X		
HSIC-2E1/CE1			
HSIC-5G-NR			

2	HSIC	2	3	OFL	OFL
1		3		DHSIC	
2	DHSIC	2	3	OFL	OFL
DHSIC	"	"	HSIC	2	

RSR10-X-07										
	3	WAN	4	LAN	3	WAN	10M/100M/1000M			
	1	1000M/100M SFP	4	LAN	4	10M/100M/1000M	1	USB 2.0		
	1	Console	1	SD		FUNC				
HSIC	2	2	HSIC/DHSIC							

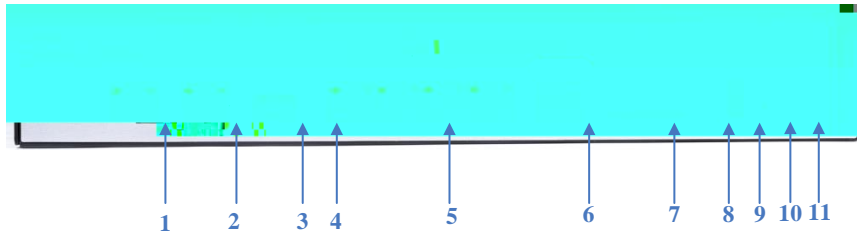
	RISC
BOOT ROM	2MB
NAND FLASH	128MB
DDR II	512MB
(W*H*D)	290mm *44mm *270mm
	2.3kg
	AC100 240V 50~60Hz
	25W
	0 45
	-40 70
	5% 95%RH
	5% 95%RH
EMC	GB/T 9254.1
	GB 4943.1
	ESD 6KV 8KV





4	3	WAN	,3	WAN	10M/100M/100M	1	SFP
1	FUNC			RGOS		1	SD USB

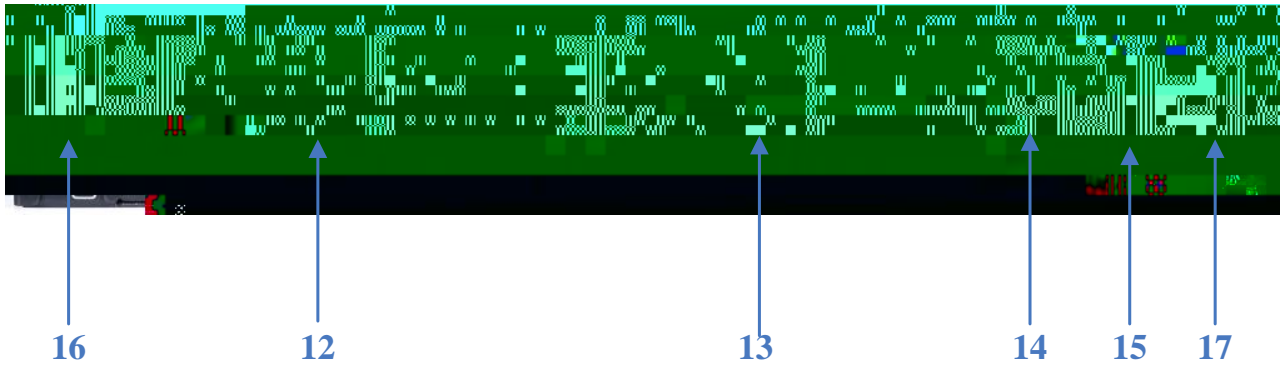
1U



1	GE0/0	RJ45		7	SD	
	10/100M	LINK/ACT	(8	SD	
	1000M	LINK/ACT	(9	USB	
2	GE0/1	RJ45		10	FUNC	
	10/100M	LINK/ACT	(11		USB
	1000M	LINK/ACT	(
3	GE0/2	SFP				
4	GE0/2	SFP				
5	GE1/0--GE1/3	RJ45				
	10/100M	LINK/ACT	(
	1000M	LINK/ACT	(
6	Console					



GE 1000M LINK/ACT (GE 1000M LINK/ACT (Link up LINK 10M/100M 1000M Link up 1000M
SFPLINK/ACT	SFPLINK/ACT : Link up 100BASE-FX/1000BASE-X Link up 100BASE-FX/1000BASE-X
SD	SD SD SD SD SD



12 SLOT 2	15
13 SLOT 3	16
14	17

EXEC show slots


1.2

RSR10-X-07

1.2.1 console

RSR10-X-07 console

console



	6 10/100/1000Base-T/1000Base-TX;
	IEEE Std 802.3 2008

GE

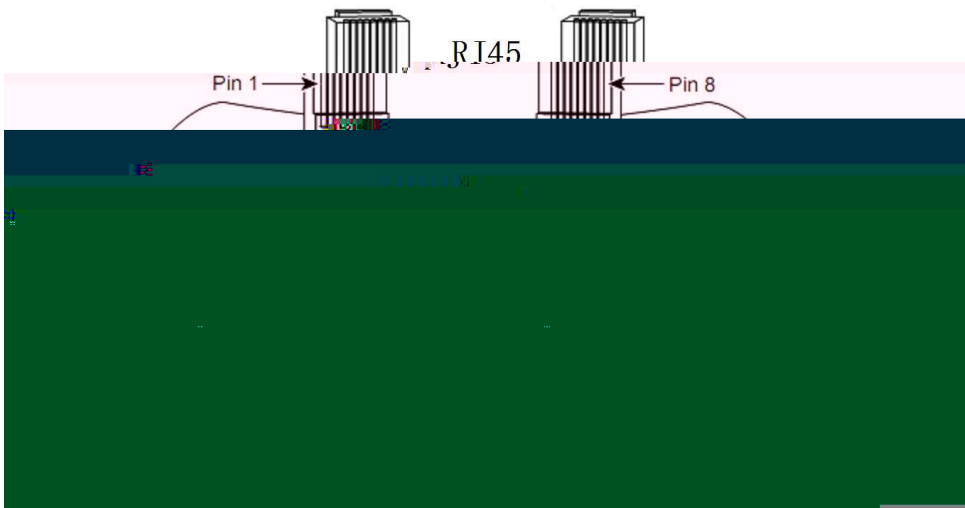
10/100/1000BASE-T 5E UTP STP 100m

MDI/MDIX

MDI/MIDX

RJ45

1 8




1000BASE-T IEEE 802.3ab 100-ohm 5 UTP STP

1000BASE-T

Pin	MDI	MDI-X
1	Media Dependent Interface A+	Media Dependent Interface A+
2	Media Dependent Interface A-	Media Dependent Interface A-
3	Media Dependent Interface B+	Media Dependent Interface B+
4	Media Dependent Interface C+	Media Dependent Interface C+
5	Media Dependent Interface C-	Media Dependent Interface C-
6	Media Dependent Interface B-	Media Dependent Interface B-
7	Media Dependent Interface D+	Media Dependent Interface D+

1000BASE-T



Router	Router	Router	Router
1 MDIA +	1 MDIA +	1 MDIA +	1 MDIA +
2 MDIA -	2 MDIA -	2 MDIA -	2 MDIA -
3 MDIB +	3 MDIB+	3 MDIB +	3 MDIB +
6 MDIB -	6 MDIB -	6 MDIB -	6 MDIB -
4 MDIC +	4 MDIC+	4 MDIC +	4 MDIC +
5 MDIC -	5 MDIC-	5 MDIC -	5 MDIC -
7 MDID +	7 MDID+	7 MDID +	7 MDID +
8 MDID -	8 MDID-	8 MDID -	8 MDID -

100BASE-TX/10BASE-T

100Mbps 100-ohm 5

100

10Mbps


100-ohm 3 4 5
100BASE-TX/10BASE-T

100BASE-TX/10BASE-T

Pin	MDI	MDI-X
1	Output Transmit Data+	Input Receive Data+
2	Output Transmit Data-	Input Receive Data-
3	Input Receive Data+	Output Transmit Data+
6	Input Receive Data-	Output Transmit Data-
4 5 7 8	Not Used	Not Used

100BASE-TX/10BASE-T

100BASE-TX/10BASE-T



Router	Router	Router	Router
1 IRD +	1 OTD +	1 IRD +	1OTD +
2 IRD -	2 OTD -	2 IRD -	2OTD -
3 OTD +	3 IRD +	3 OTD +	3 IRD +
6 OTD -	6 IRD -	6 OTD -	

	9/125um	2km 15km
--	---------	----------

1.2.4 USB

USB U USB U USB USB
 U USB

RSR10-X-07 USB USB
 USB

	USB2.0
	USB Host
	1.5Mbps /12Mbps /480Mbps
	Host

USB RGOS " " USB
 USB U U Kingston Sandisk
 USB FAT32 FAT32 FAT32

USB USB 5

1.2.5 SD

SD SD SD SD
 SD SD

RSR10-X-07 SD SD
 SD

SD RGOS FUNC RSR10-X-07

	SD/SDHC
	SD Connector
	5MB/sec max
	Device
SD	SDHC

SD RGOS " " SD

SD FAT32 FAT32 FAT32

SD SD SD Kingston Sandisk

1.2.6 FUNC

FUNC



FUNC USB

SD U FUNC SD U

SD U FUNC ,

U SD U SD SD SD

1.3

RSR10-X-07

" "

G (

DHSIC-6GSW

PWR	
RDY	
RJ45 Link/ACT	<p>1000Mbps LinkUp</p> <p>1000Mbps</p> <p>100M/10Mbps LinkUp</p> <p>100M/10Mbps</p>

DHSIC-6GSW

OFL

Link/ACT	E1/CE1 0~1	
OFL		3s RDY RDY

HSIC-2E1/CE1

HSIC-2E1/CE1

E1

CE1

 2

DB9M	RJ45	
1	5	RX Ring
2	4	RX Tip
4	1	TX Tip
5	2	TX Ring

1.3.4 HSIC-5G-NR


HSIC HSIC-5G-NR

HSIC-5G-NR



RDY				
RSSI				
5G	5G	5G	5G	5G
4G	4G	4G	4G	5G
3G	3G	3G	3G	5G

OFL



	5G/4G LTE-TDD LTE-FDD /WCDMA
	0 45
	40 - 70
	5 95
EMC	GB/T 9254.1
	GB 4943.1

SIM

SIM

OPEN

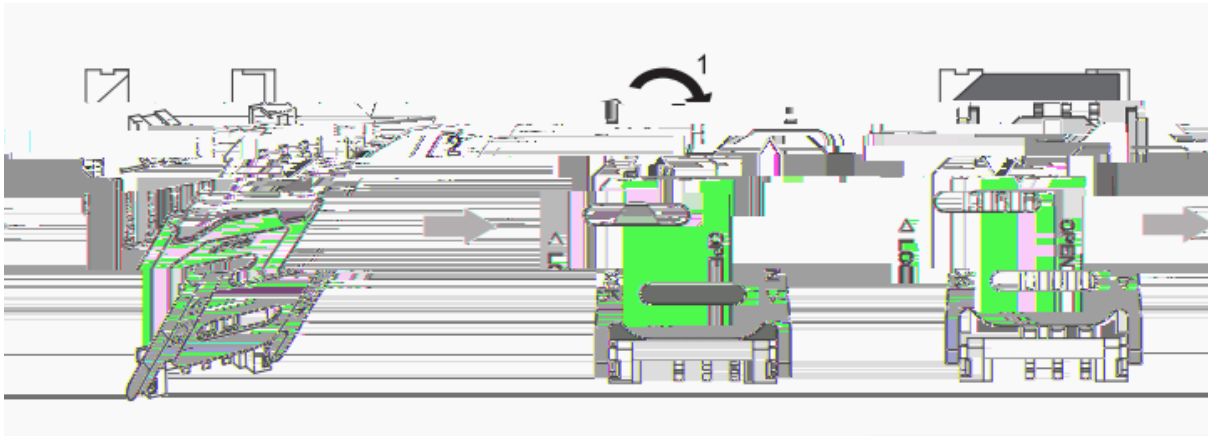
60

SIM

LOCK

SIM

SIM



1 HSIC-5G-NR

4

6.2

4


16CM

ANT0 ANT1 ANT2 ANT3

1.4

1.4.1 RG-PA60

RG-PA60



	RG-PA60
	100-240V~ 50-60Hz
	90~264V~ 50-

1.5.1

RSR10-X-07

RJ45 SFP ARP 802.1Q

 X.25 HDLC PPP SLIP

 TCP/IP IP ICMP IGMP TCP UDP

 IP RIP V1/V2 RIPng OSPF V1/V2/V3

 SNMP

 TELNET TELNET

 DHCP Server DHCP Client DHCP Relay TFTP

 VRRP

 PPPOE

 DNS DDNS

 X-MODEM

 NAT/NAT-PT ACL AAA

 IPSEC L2TP PPTP

 MPLS VPN

1.5.2

1.5.3

1.5.4

DEBUG

SNMP

RSR10

D+a.06

2

2.1

UPS

2.2

/

2.2.1 /

RSR10-X-07

0 ~45

10%~95%

2.2.4

2.2.5

2.2.6

RSR10-X-07


E1/T1

2.2.7

2.3

3

3.1



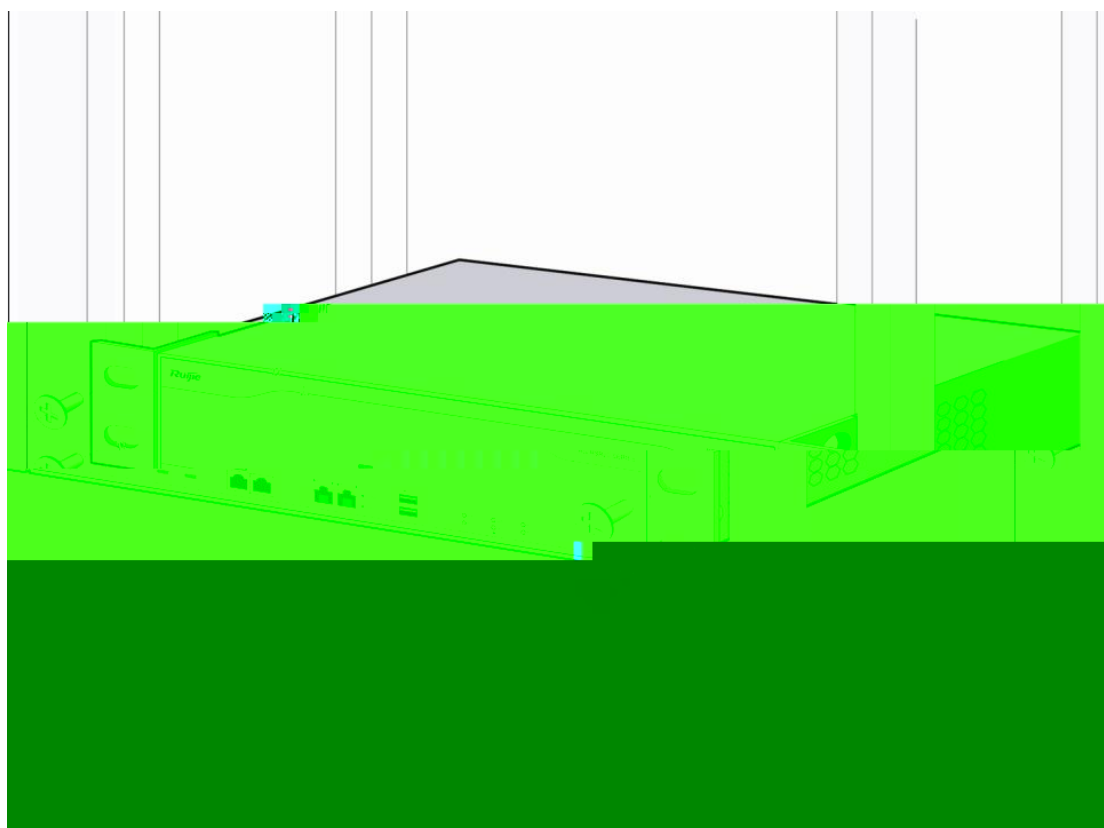
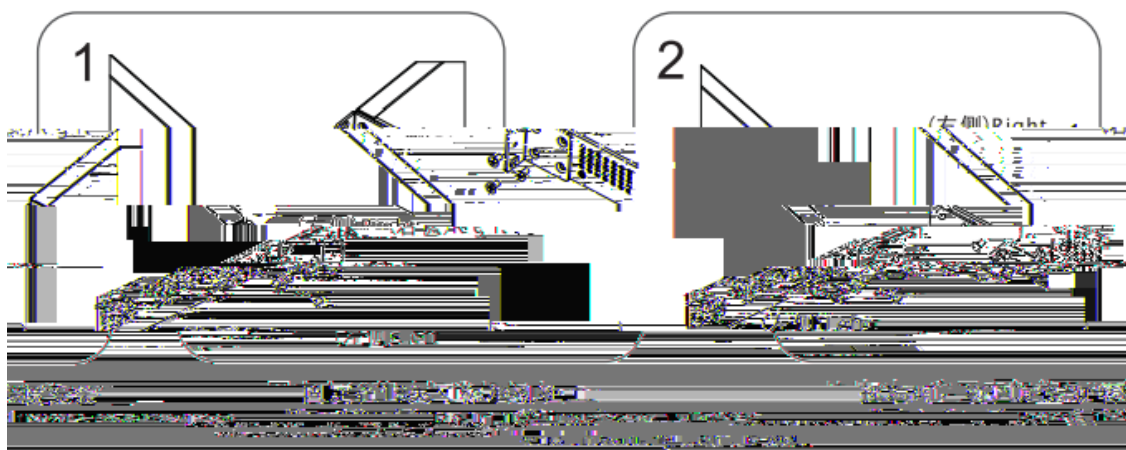
3.2

3.2.1

RSR

19

RSR10-X-07



3.2.2

19

10cm

3.2.3

RSR10-X-07

144mm

2

3.3

RSR10-X-07

AC: 100~240V 50-60Hz



" "

" "

RSR10-X-07


POWER

RSR10-X-07



RSR10-X-07





3.4

EIA/TIA-232

Console

	RJ-45
	EIA/TIA-232
	9600bps
	1 2

DB-9

3.5

3.5.1

3.5.2

r

3.5.3

EXEC

3.6

3.6.1

RSR10-X-07

RG-PA60

RSR10-X-07

3.6.2

RSR10-X-07

4

4.1

4.1.1


Console

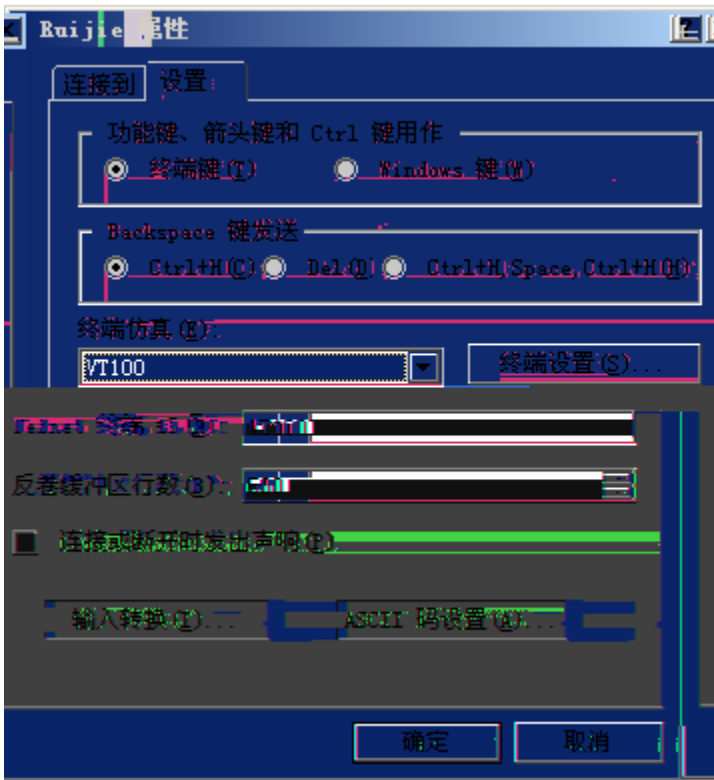
RS232

Console

Console

Windows





4.1.2

4.1.2.1

4.1.2.2

" ON"

4.1.2.3

RSR10-X-07

RSR10-X-07 SYSTEM

4.1.3

```
*****
System bootstrap ...
Boot Version: RGOS 10.3(4), Release(53498)
Nor Flash ID: 0x00010049, SIZE: 2097152Bytes
MTD_DRIVER-5-MTD_NAND_FOUND: 1 NAND chips(chip size : 33554432) detected
MTD_DRIVER-5-MTD_NAND_FOUND: 1 nand chip(s) found on the target.
Press Ctrl+C to enter Boot Menu .....
Main Program File Name rgos.bin, Load Main Program ...

Executing program, launch at: 0x00010000
Ruijie General Operating System Software
Release Software (tm), RGOS 10.3(4), Release(53498), Compiled Fri Apr 3 08:45:59 CST 2009 by ngcf31

Copyright (c) 1998-2009 by Ruijie Networks.
All Rights Reserved.
Decompiling or Reverse Engineering is Not Allowed.

00:00:00:00: %MTD_DRIVER-5-MTD_NAND_FOUND: 1 NAND chips(chip size : 33554432) detected
00:00:00:00: %MTD_DRIVER-5-MTD_NAND_FOUND: 1 nand chip(s) found on the target.
00:00:00:17: %LINK-5-CHANGED: Interface FastEthernet 0/1, changed state to up
00:00:00:17: %LINEPROTO-5-UPDOWN: Line protocol on Interface FastEthernet 0/1, changed state to up
00:00:00:17: %LINK-5-CHANGED: Interface FastEthernet 0/0, changed state to up
00:00:00:17: %LINEPROTO-5-UPDOWN: Line protocol on Interface FastEthernet 0/0, changed state to up
00:00:00:31: %SYS-5-COLDSTART: System coldstart.

Ruijie>
Ruijie>
```

Ruijie>

Ruijie>

Ruijie>

4.2

6


6.1

6.1.1 E1

E1 E1 Modem

6.1.1.1 DB9F E1/CE1 Modem

- 1)
- 2)
- 3)



V-03260037-000 CAB-E1 balanced/DB9M-RJ45M/120 ohm/3m